



PawHut

IN251100439V01

D51-435V03



10
STEPS


3 HR



EN_ IMPORTANT, RETAIN FOR FUTURE REFERENCE: READ CAREFULLY.

FR_ IMPORTANT: A LIRE ATTENTIVEMENT ET À CONSERVER POUR CONSULTATION ULTÉRIEURE.

ES_ IMPORTANTE, LEA Y GUARDE PARA FUTURAS REFERENCIAS.

PT_ IMPORTANTE: LEIA ATENTAMENTE E GUARDE PARA CONSULTA FUTURA.








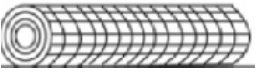
DE_ WICHTIG! SORGFÄLTIG LESEN UND FÜR SPÄTER NACHSCHLAGEN AUFBEWAHREN.

IT_ IMPORTANTE! CONSERVARE IL PRESENTE MANUALE PER FUTURO RIFERIMENTO E LEGGERLO ATTENTAMENTE.

RO_ IMPORTANT: CITIȚI CU ATENȚIE ȘI PĂSTRAȚI PENTRU CONSULTARE VIITOARE.
















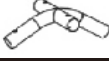
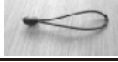






BOX
1-2

1/2

Model	Picture	Size	QTY
1		1414mm	4
2		1600mm	2
4		1525mm	10
5		1600mm	1
5A		1600mm	1
A		1564mm	1
1A		1564mm	1
Q			1

BOX
2-2

2/2

Model	Picture	Size	QTY		
3		900mm	10		
6		605mm	1		
7		940mm	1		
8		900mm	1		
C		565mm	2		
D		5	J1		2
E1		2	K		18
E2		2	M		2
F		7	O		
G		1	P		1
H		9	R		20
V		1	S		1
I		8	T		1
J		2	W		12



1 x 4
1414




2 x 20
1600



3 x 10
900




4 x 10
1525




5 x 1
1660




5A x 1
1660




6 x 1
605



7 x 1
940



8 x 1
900



A x 1
1564



1A x 1
1564

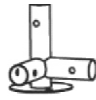


C x 2
565

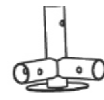
D x 5



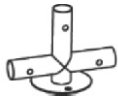
E1 x 2



E2 x 2



F x 7



G x 1



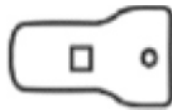
H x 9



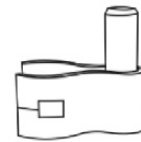
V x 1



I x 8



J x 2



J1 x 2

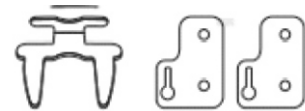


K x 18


M6
+1(spare)




M x 2



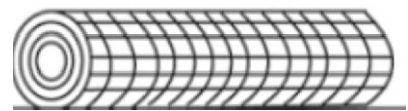
O x 1




P x 1



Q x 1



R x 20



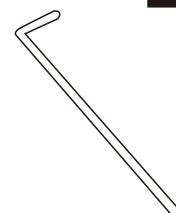
S x 1



T x 2



W x 12





EN_ATTENTION: E1 & E2 shall be placed in strict order, otherwise they cannot be installed

FR_ATTENTION : E1 et E2 doivent être placés dans un ordre strict, sinon ils ne peuvent pas être installés.

ES_ATENCIÓN: E1 y E2 deben colocarse en estricto orden, de lo contrario no podrán instalarse.

PT_ATENÇÃO: E1 e E2 devem ser colocados por ordem rigorosa, caso contrário não podem ser instalados


DE_ACHTUNG: E1 und E2 müssen in strenger Reihenfolge angebracht werden, da sie sonst nicht installiert werden können.

IT_ATTENZIONE: E1 ed E2 devono essere posizionati in ordine rigoroso, altrimenti non possono essere installati.


RO_ATENȚIE: Componentele E1 și E2 trebuie așezate în ordinea strictă indicată; în caz contrar, nu pot fi instalate.




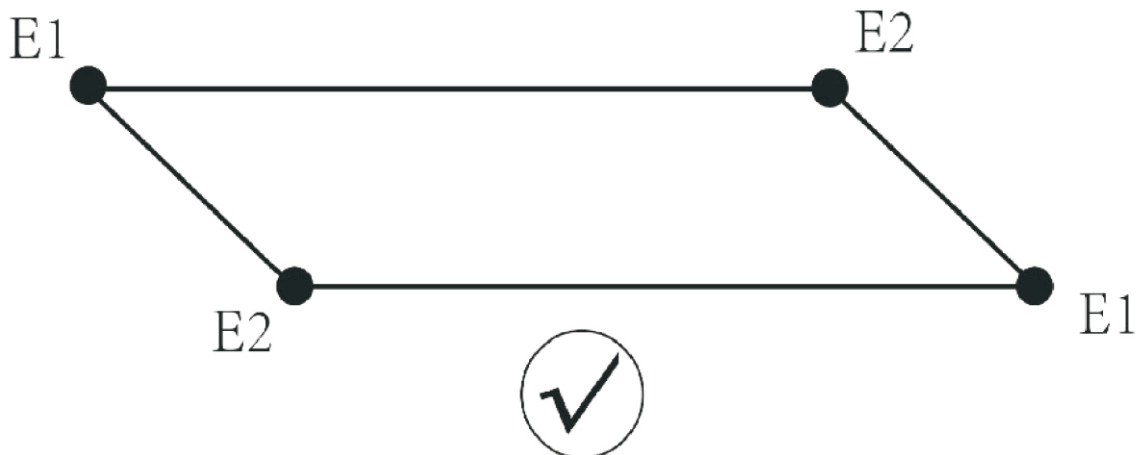
DIFFERENT









E1

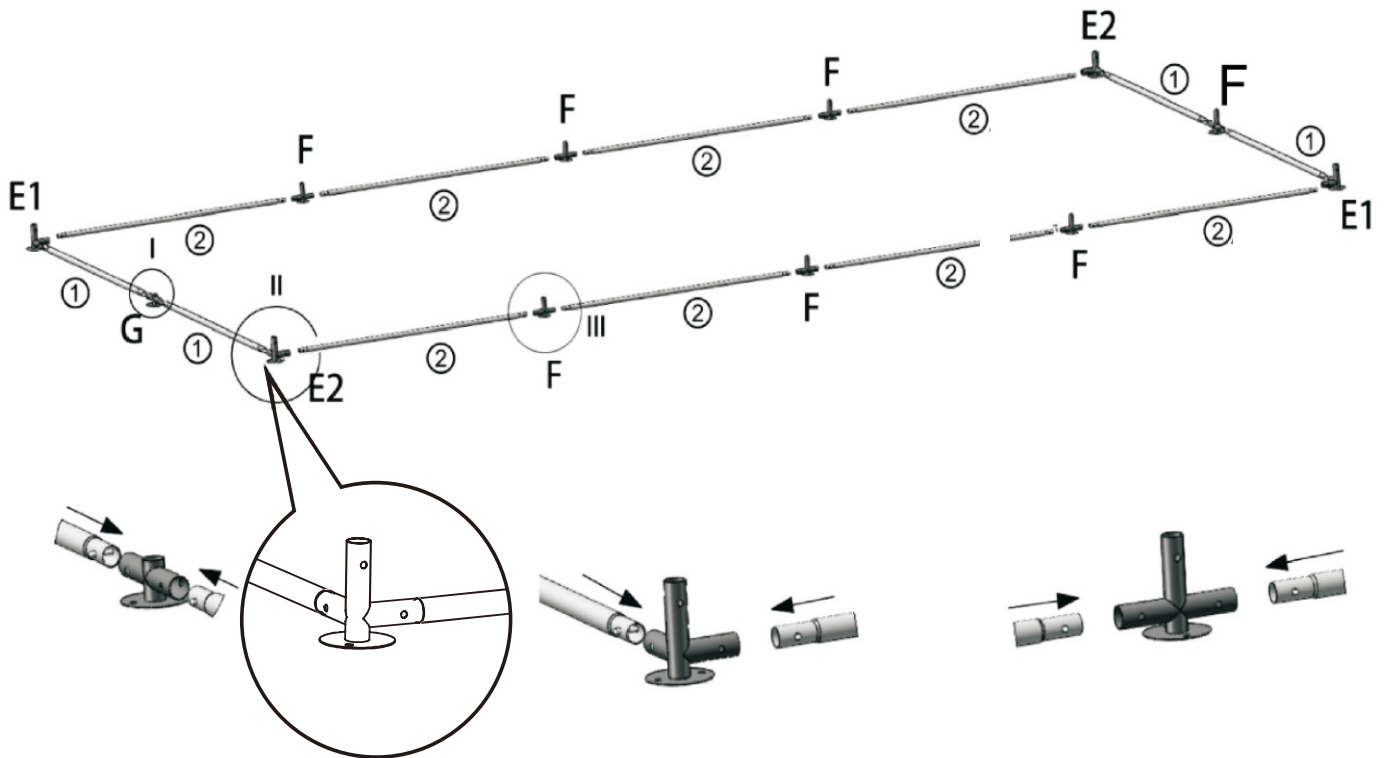


E2



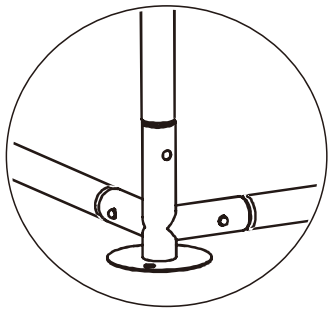
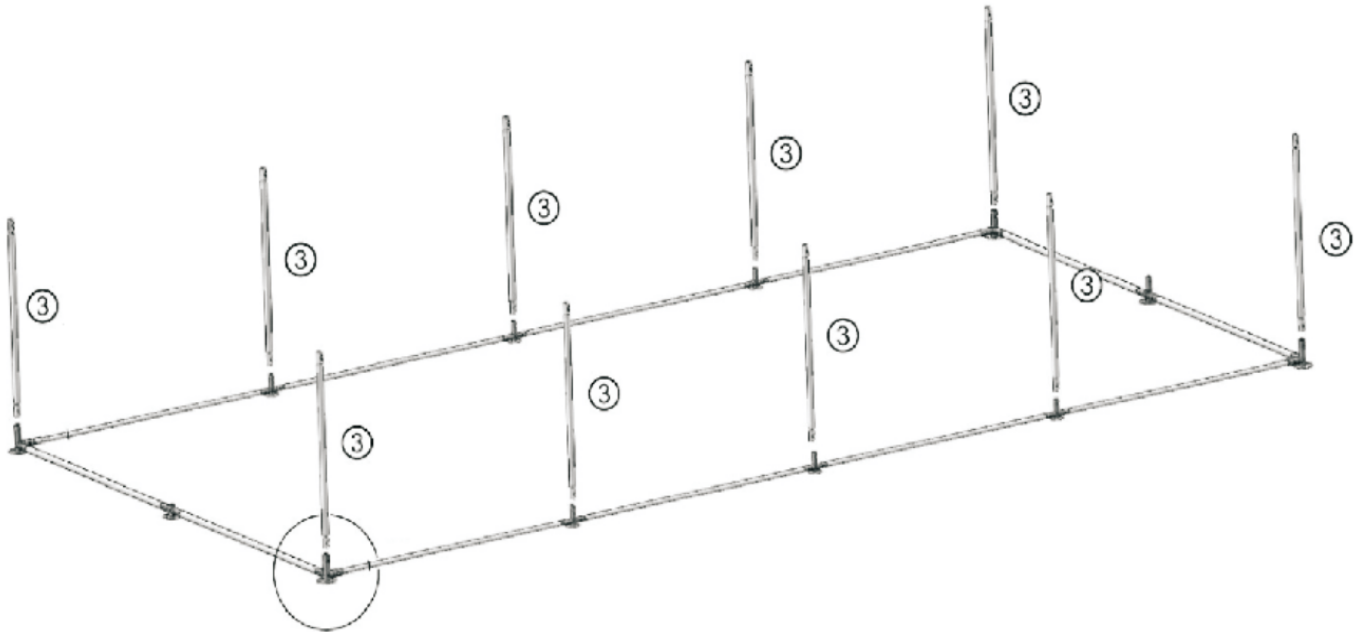

STEP1

Required Tools	 ①*4PCS	 ②*8PCS		
 E1*2PCS	 E2*2PCS	 G*1PCS	 F*7PCS	



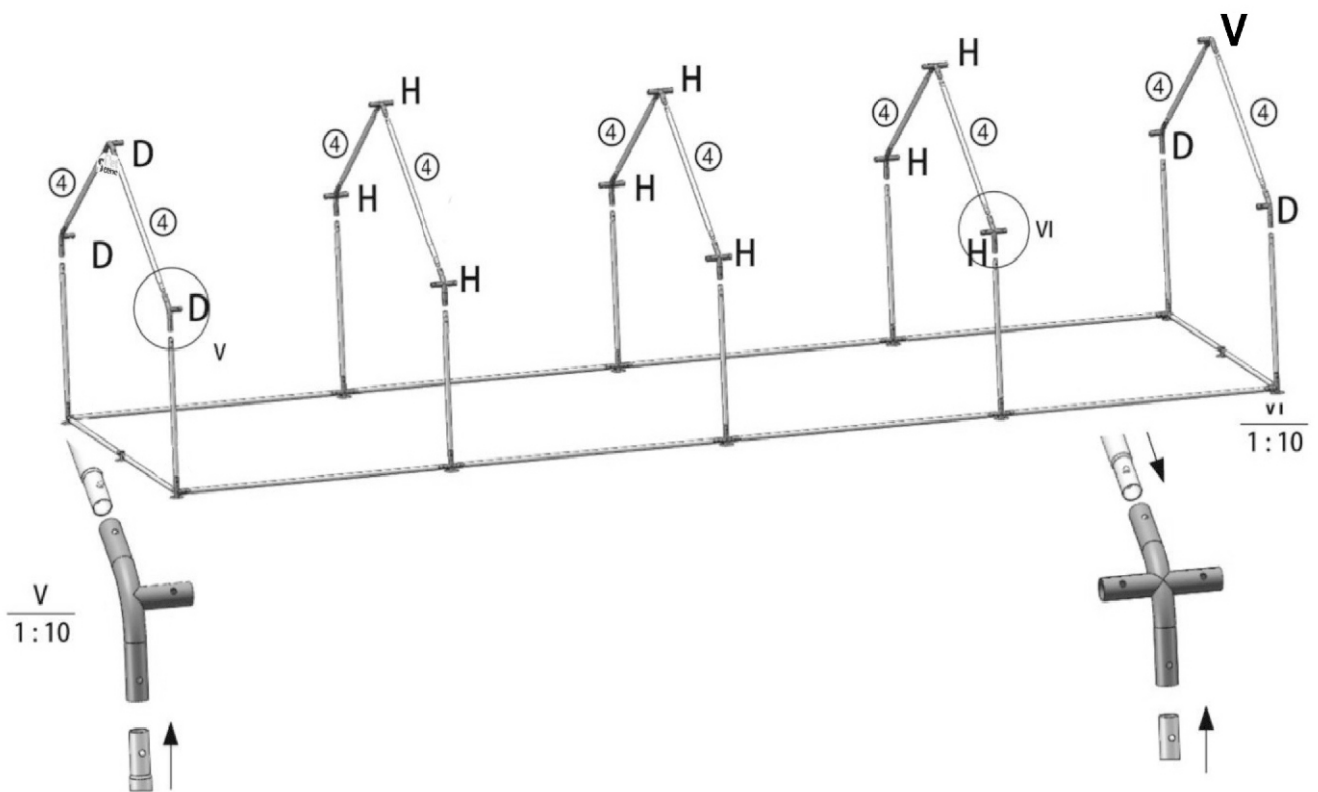
STEP2

Required
Tools

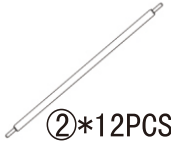
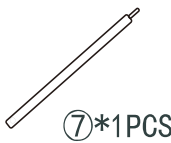
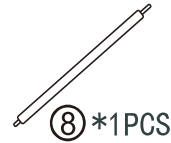


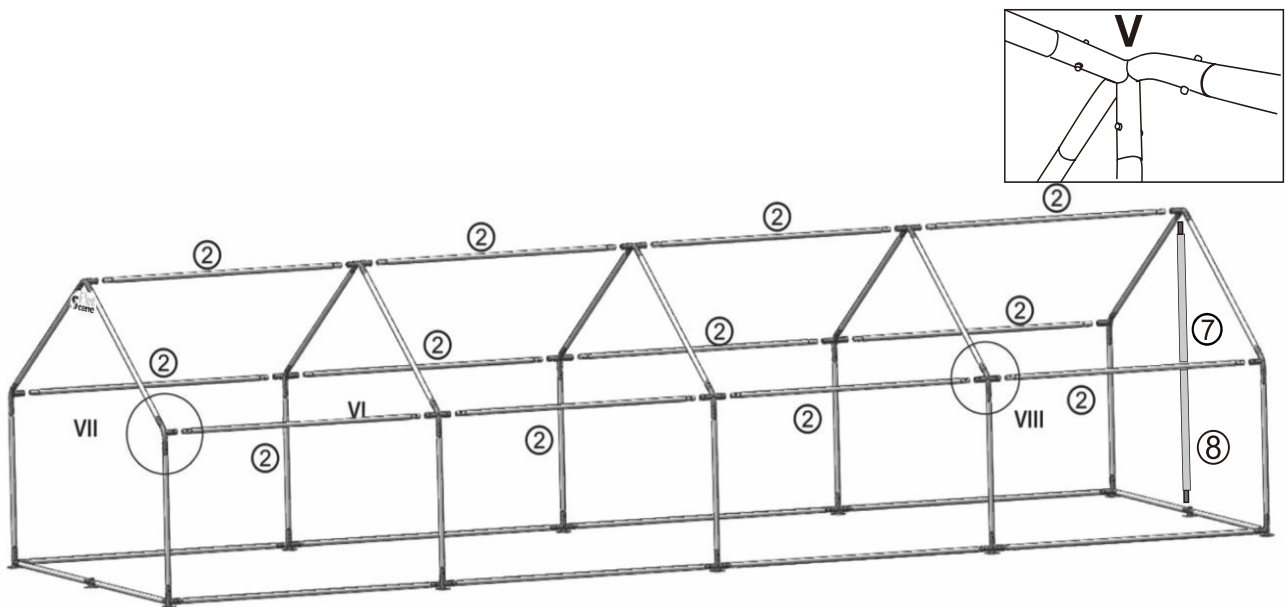
STEP3

<p>Required Tools</p>	 <p>④*10PCS</p>	 <p>D*5PCS</p>	 <p>H*9PCS</p>	 <p>V*1PCS</p>
-----------------------	--	---	---	--



STEP4

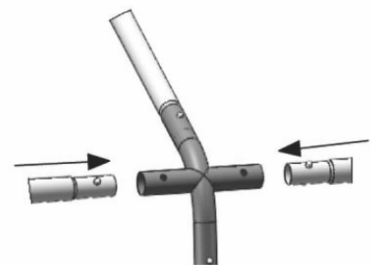
Required Tools	 ②*12PCS	 ⑦*1PCS	 ⑧*1PCS
----------------	---	--	--










VII
1:10

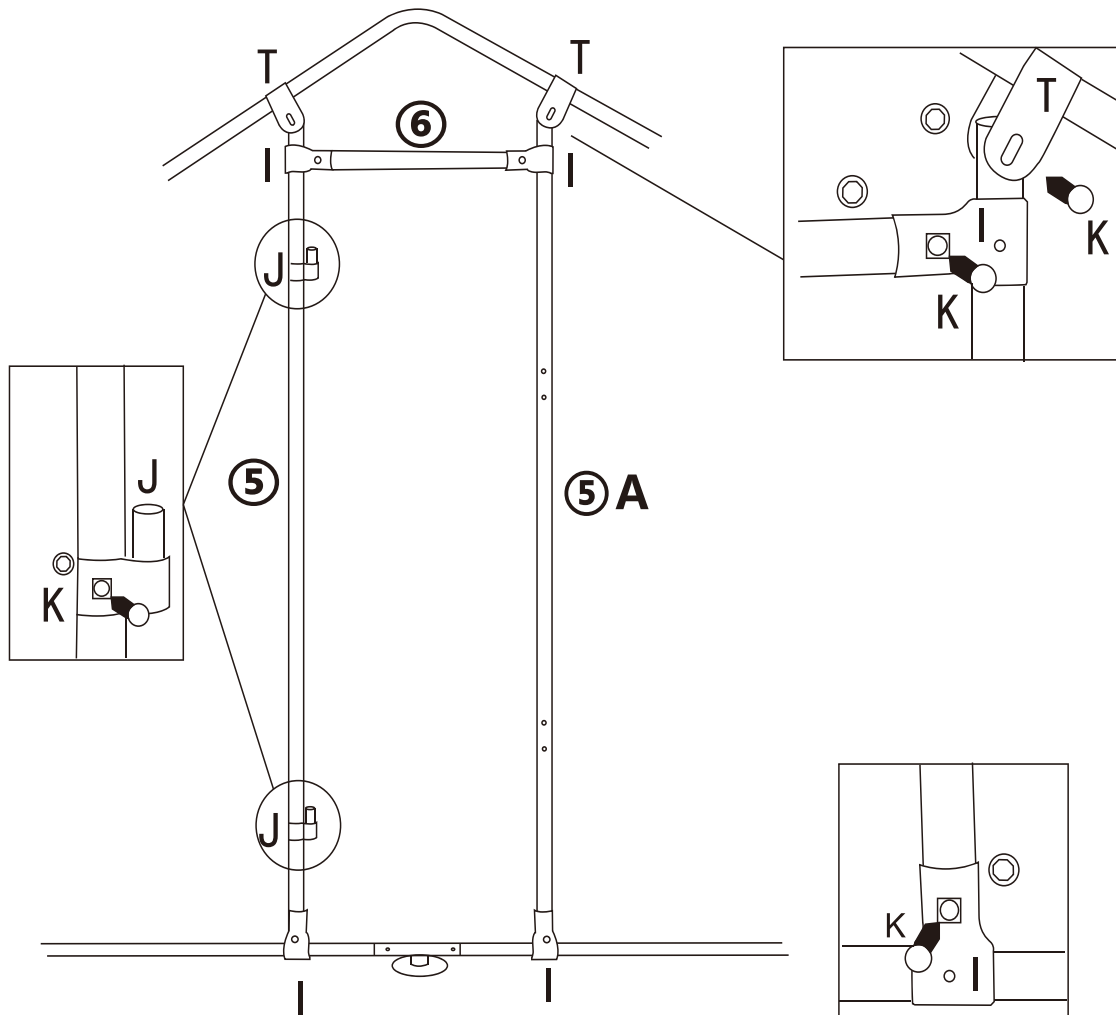


VIII
1:10








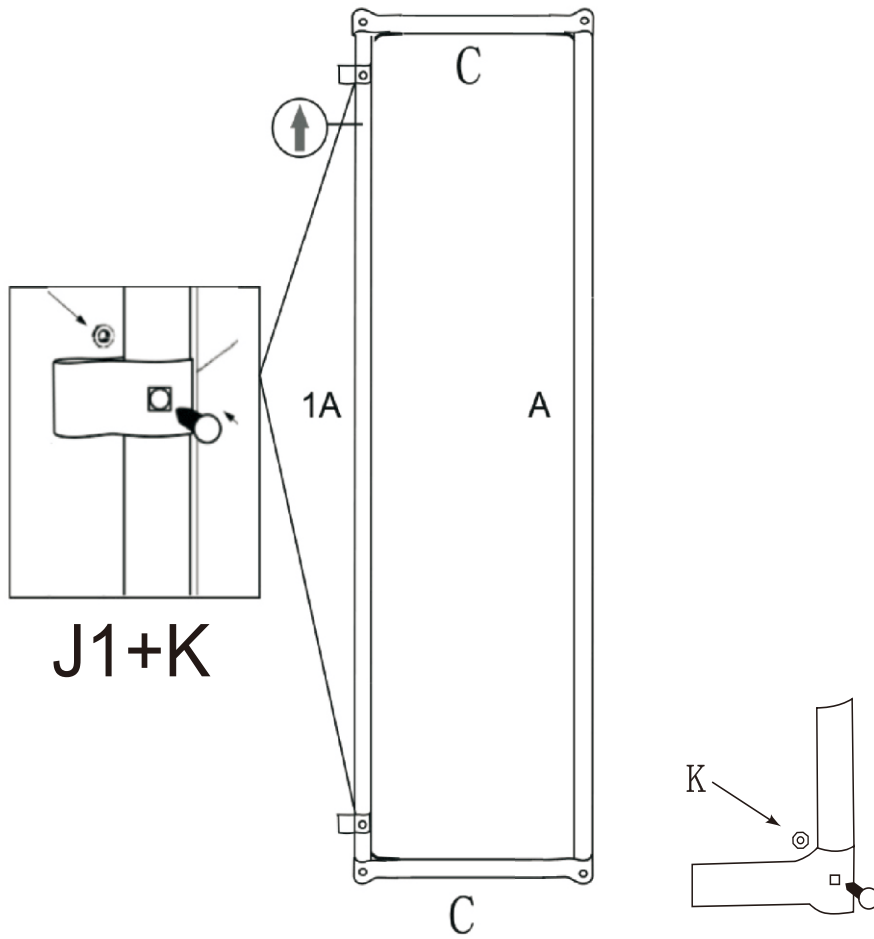
STEP5

Required Tools	 ⑤*1PCS	 ⑤A*1PCS	 ⑥*1PCS	 T*2PCS
 J*2PCS	 I*8PCS	 K*8PCS		





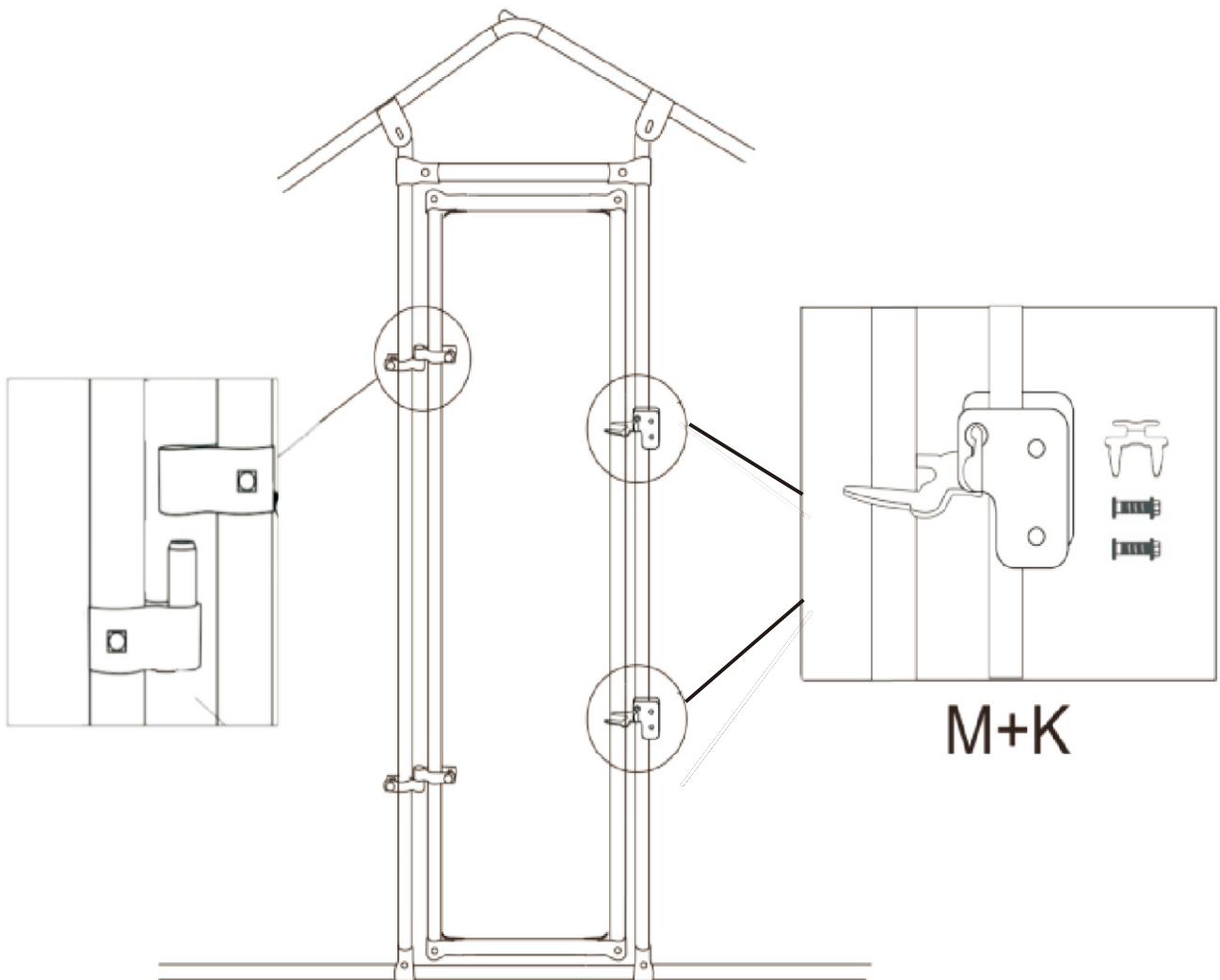
STEP6

Required Tools	 1A*1PCS	 A*1PCS	 C*2PCS	 J1*2PCS	 K*6PCS
----------------	--	---	---	---	---

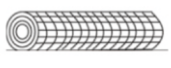



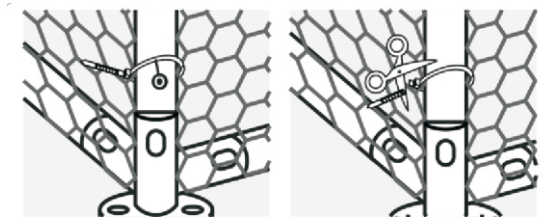
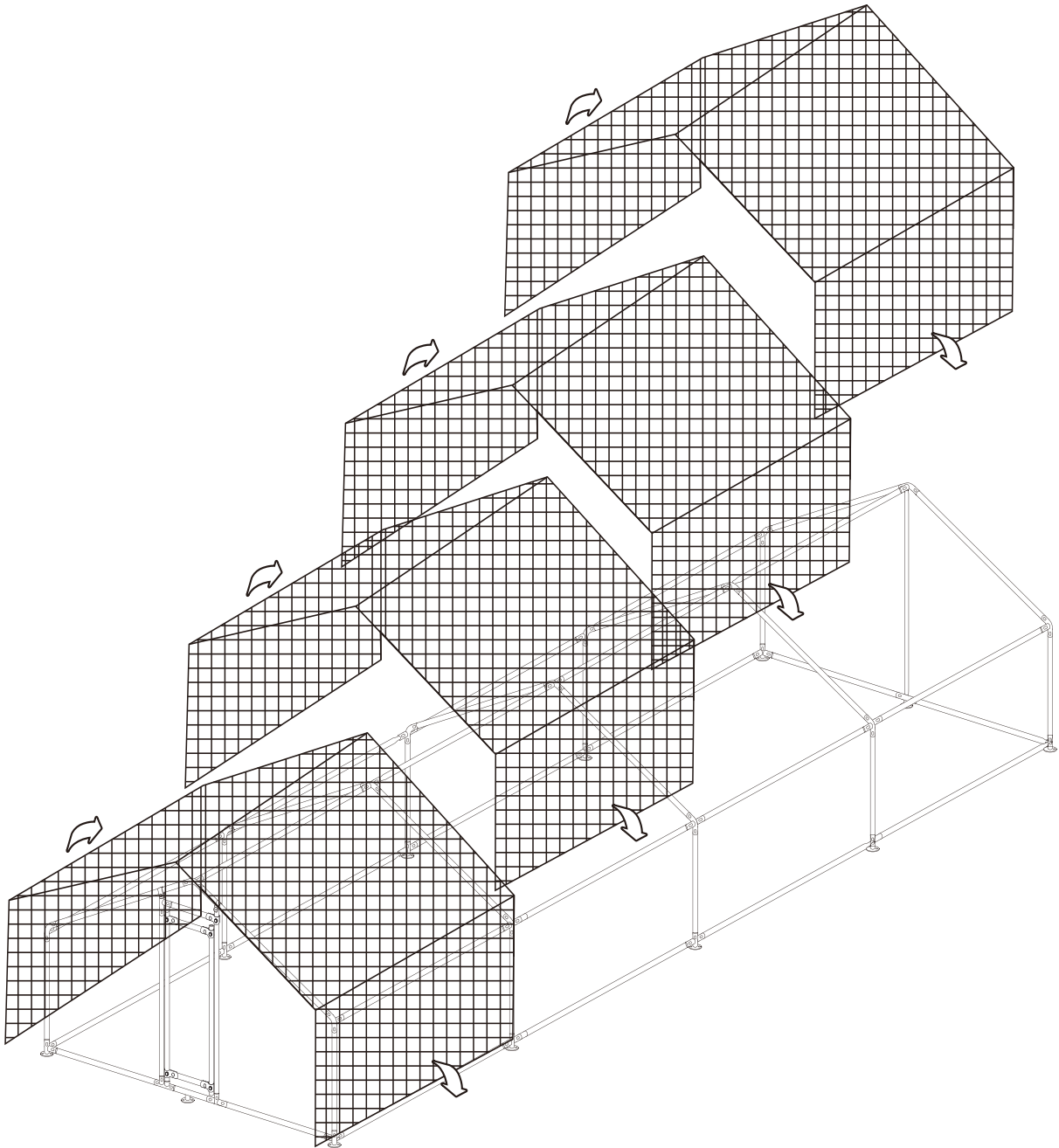
STEP7

Required Tools	 M*2PCS	 K*4PCS
-------------------	---	---

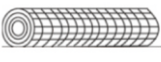



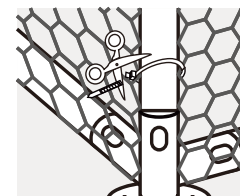
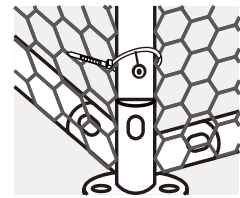
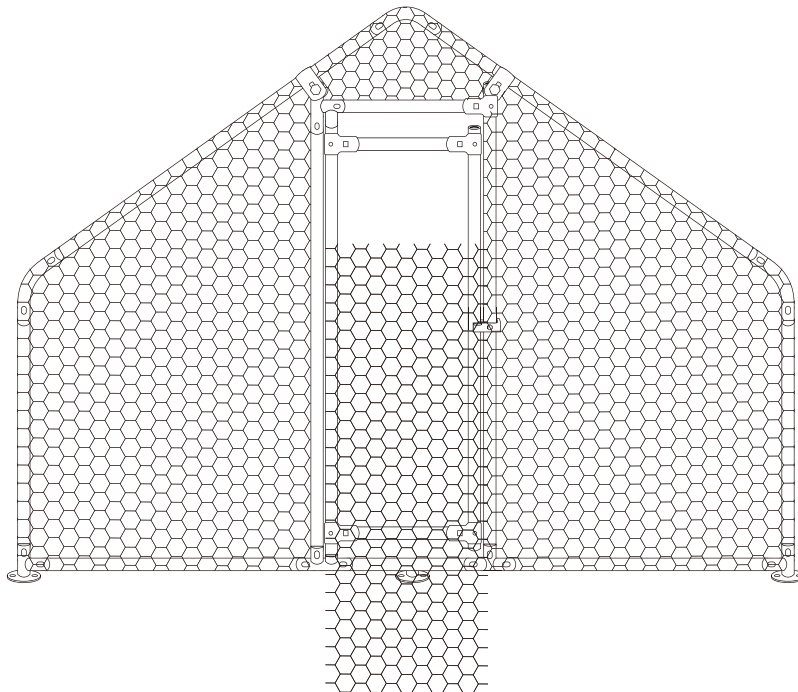

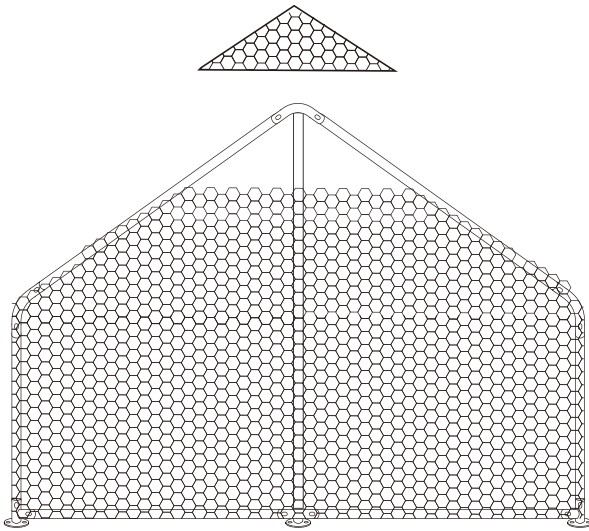
STEP8

Required Tools	 Q*1PCS	 O*1SET
-------------------	---	---






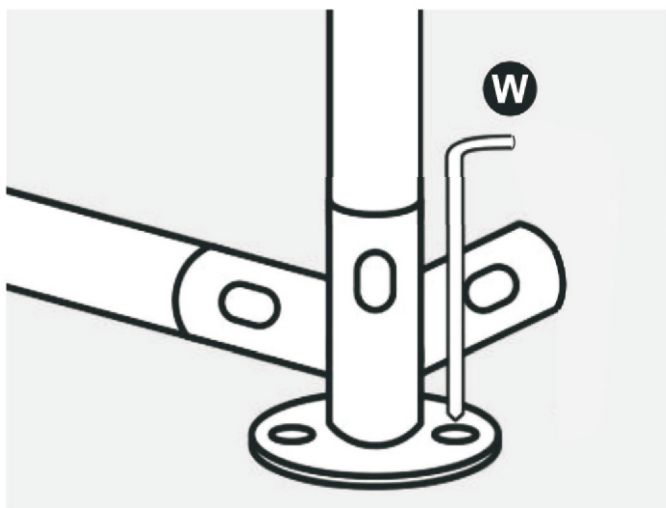
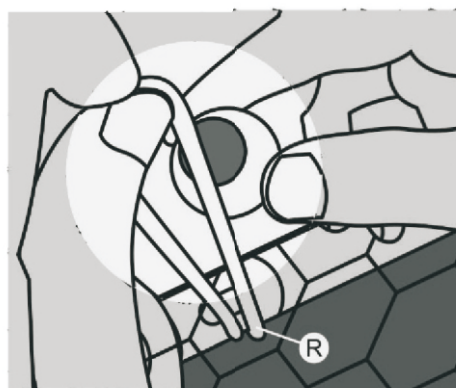

STEP9

Required Tools	 Q*1PCS	 0*1SET
-------------------	---	---




STEP10


Required Tools	 P*2PCS	 R*40PCS	 W*12PCS
----------------	---	--	--



If you have any questions, please contact our customer care center, Our contact details are below:

US


 001-877-644-9366

 customerservice@aosom.com

Imported by Aosom LLC
7777 Center Ave. Suite 430
Huntington Beach, CA 92647-9998 USA
MADE IN CHINA

If you have any questions, please contact our customer care center, Our contact details are below:


CA

 416-792-6088

 customerservice@aosom.ca

Imported by Aosom Canada Inc.
7270 Woodbine Avenue, Unit 307, Markham,
Ontario Canada L3R 4B9
MADE IN CHINA

Si vous avez la moindre question, veuillez contacter notre centre d'assistance à la clientèle, Nos coordonnées sont les suivantes:


 416-792-6088

 customerservice@aosom.ca

Importé par Aosom Canada Inc.
7270 Woodbine Avenue, unité 307,
Markham, Ontario Canada L3R 4B9
FABRIQUÉ EN CHINE

Si tiene alguna pregunta, comuníquese con nuestro Centro de Atención al Cliente, Nuestros datos de contacto son los siguientes:


ES

 0034-931294512

 atencioncliente@aosom.es

IMPORTADOR/Fabricante/REP:
SPANISH AOSOM, S.L.
C/ROC GROS, N°15.08550, ELS HOSTALET DE
BALENYÀ, SPAIN.
B66295775
HECHO EN CHINA

Se tiver alguma dúvida, por favor contacte o nosso Centro de Atendimento ao Cliente, Os nossos dados de contacto são os seguintes:


 0034-931294512

 info@aosom.pt.

IMPORTADOR/Fabricante/REP:
SPANISH AOSOM, S.L.
C.ROC GROS N.15, 08550. ELS HOSTALET DE
BALENYÀ
FEITO NA CHINA

In caso di dubbio, si prega di contattare il nostro centro assistenza clienti, I nostri dettagli di contatto sono di seguito:

IT

 0039-0249471447

 clienti@aosom.it

IMPORTATO DA/Produttore/REP:
AOSOM Italy srl
Centro Direzionale Milanofiori
Strada 1 Palazzo F1
20057 Assago (MI)
P.I.: 08567220960
FATTO IN CINA

If you have any questions, please contact our customer care center, Our contact details are below:

UK


 0044-800-240-4004

 enquiries@mhstar.co.uk

IMPORTER ADDRESS:
MH STAR UK Ltd
1 Northampton Cross Logistics Park
Northampton Cross Road
Northampton
NN4 9FH
MADE IN CHINA

Wenn Sie Fragen haben, wenden Sie sich bitte an unser Kundendienstzentrum, Unsere Kontaktdaten stehen unten:

DE


 0049-0(40)-87408465

 service@aosom.de

ADRESSE DES IMPORTEURE/Hersteller/REP:
MH Handel GmbH
Wendenstraße 309
D-20537 Hamburg
Germany
IN CHINA HERGESTELLT

Si vous avez la moindre question, veuillez contacter notre centre d'assistance à la clientèle, Nos coordonnées sont les suivantes:

FR

 0033-1-84166106

 aosom@mhfrance.fr

Importé par/Fabricant/REP:
MH FRANCE
2 Rue Maurice Hartmann
92130 Issy Les Moulineaux
France
FABRIQUÉ EN CHINE



FR

**DONNEZ
OU
RECYCLEZ**



ASSOCIATION

OU



LIVRAISON

OU



DÉCHÈTERIE

Adresses sur quefairedemesdechets.fr