US/CA/UK/FR/ES/PT/DE/IT/RO

Outsunny

IN251100133V01

84H-726V00



4
STEPS

0.5 HR

EN_ **IMPORTANT, RETAIN FOR FUTURE REFERENCE: READ CAREFULLY.**

FR_ **IMPORTANT:A LIRE ATTENTIVEMENT ET À CONSERVER POUR CONSULTATION ULTÉRIEURE.**

ES_ **IMPORTANTE, LEA Y GUARDE PARA FUTURAS REFERENCIAS.**

PT_ **IMPORTANTE: LEIA ATENTAMENTE E GUARDE PARA CONSULTA FUTURA.**

DE_ **WICHTIG! SORGFÄLTIG LESEN UND FÜR SPÄTER NACHSCHLAGEN AUFBEWAHREN.**

IT _ **IMPORTANTE! CONSERVARE IL PRESENTE MANUALE PER FUTURO RIFERIMENTO E LEGGERLO ATTENTAMENTE.**

RO_ **IMPORTANT: CITIȚI CU ATENȚIE ȘI PĂSTRAȚI PENTRU CONSULTARE VIITOARE.**

PART LIST

HG x 1



EF x 1



A x 2

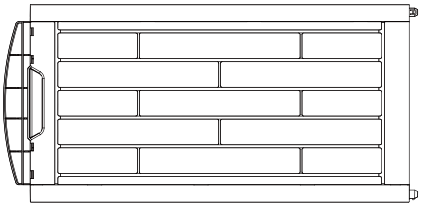

B x 2

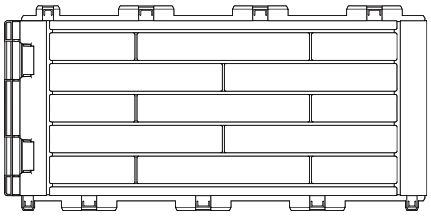

C x 2

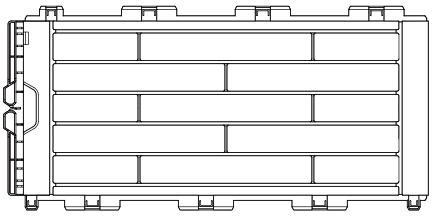

D x 2

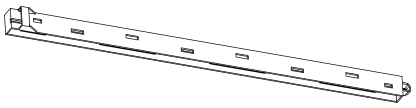

J x 1

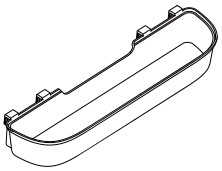

I x 1

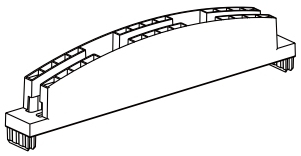

K x 4

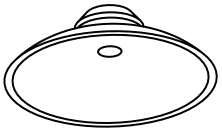

L x 4



M x 4



N x 4

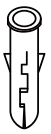

O x 2



P x 1



01

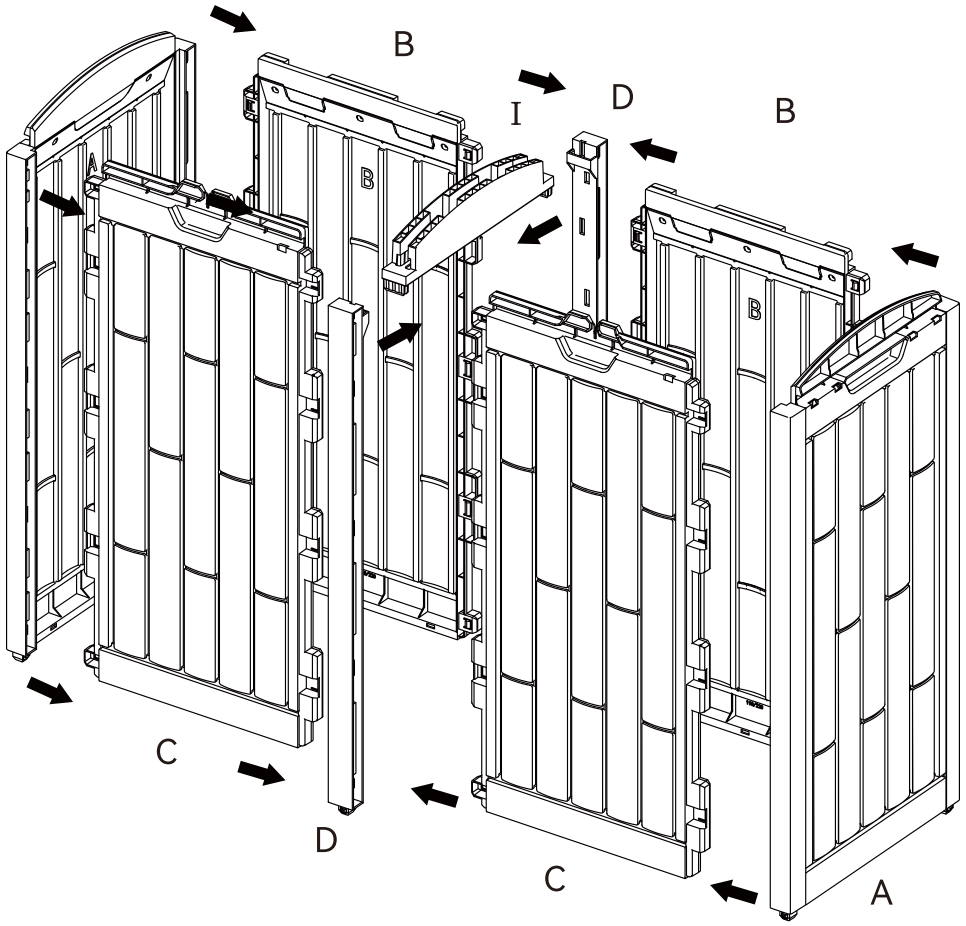

02

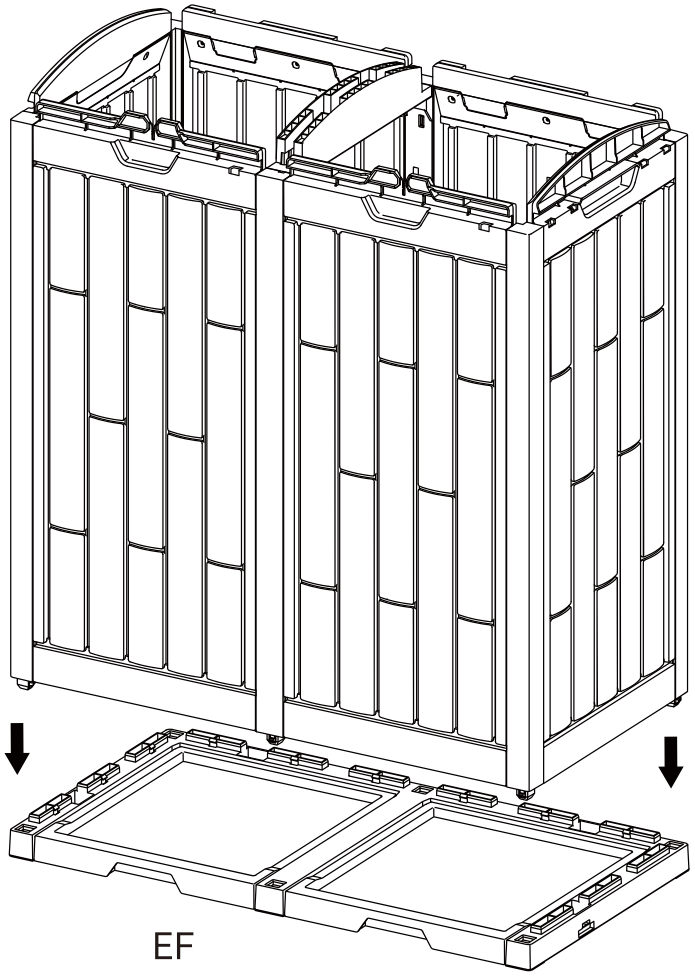

03

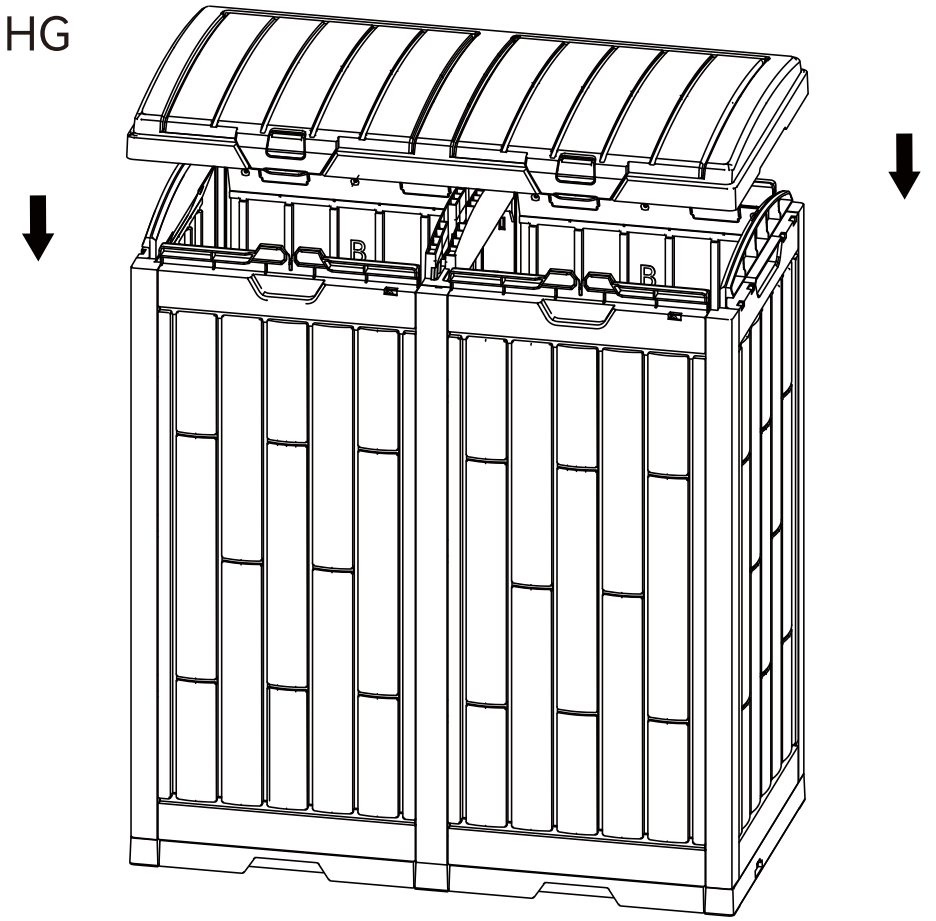

04

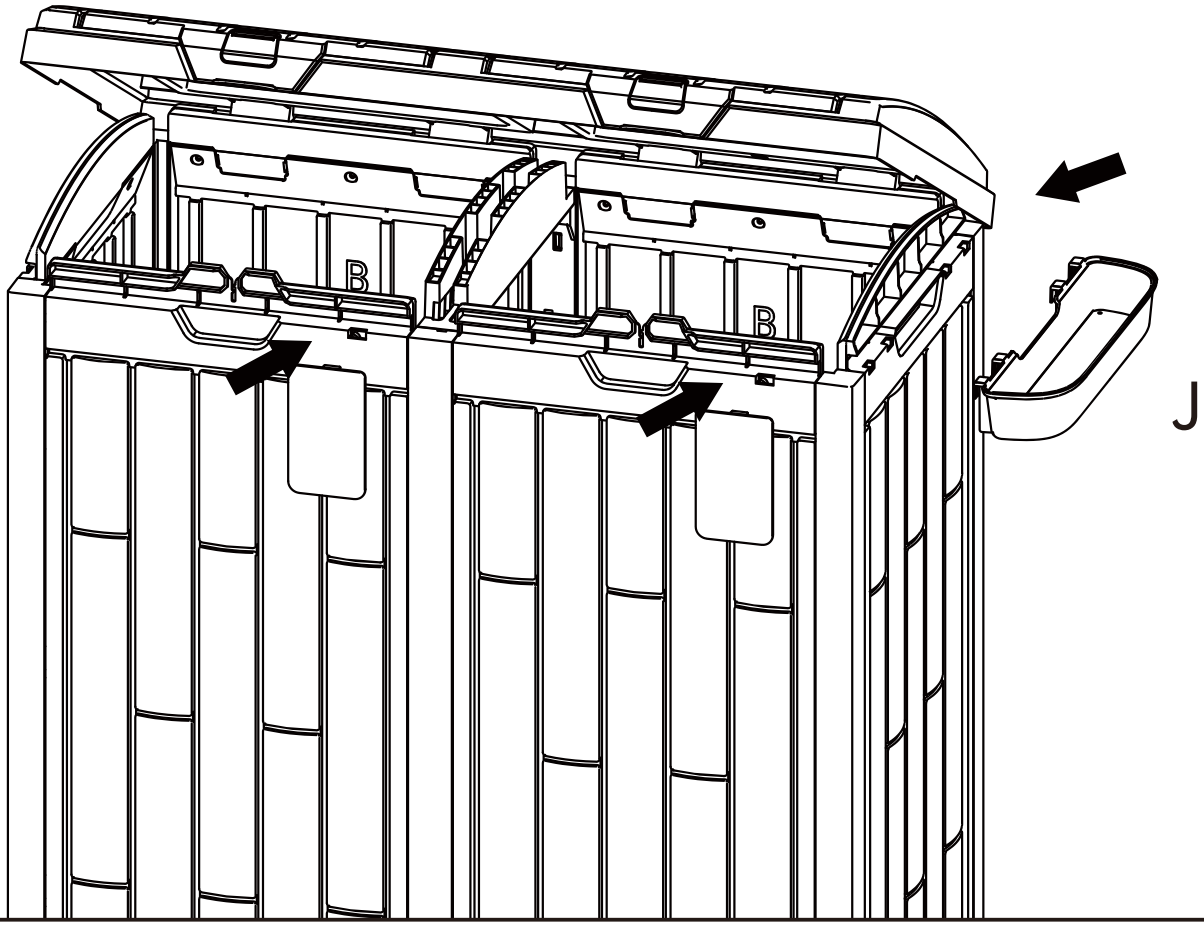

EN_Suggest to us the spare part K when you place the trash can on the polishing floor like ceramic tiles
FR_Nous suggérons d'utiliser la pièce de rechange K lorsque vous placez la poubelle sur un sol brillant tel que du carrelage en céramique.
ES_Sugiéranos la pieza de repuesto K cuando coloquen el cubo de basura en el suelo pulido, como baldosas de cerámica.
PT_Sugira-nos a peça sobressalente K quando colocar o caixote do lixo no piso polido, como azulejos de cerâmica.
DE_Schlagen Sie uns das Ersatzteil K vor, wenn Sie den Mülleimer auf den polierten Boden wie Keramikfliesen stellen.
IT_Ci consigliamo il ricambio K quando si posiziona il cestino sul pavimento lucido come le piastrelle in ceramica.
RO_Vă rugăm să ne indicați piesa de schimb K atunci când așezați coșul de gunoi pe o pardoseală lustruită, cum ar fi gresia.

K

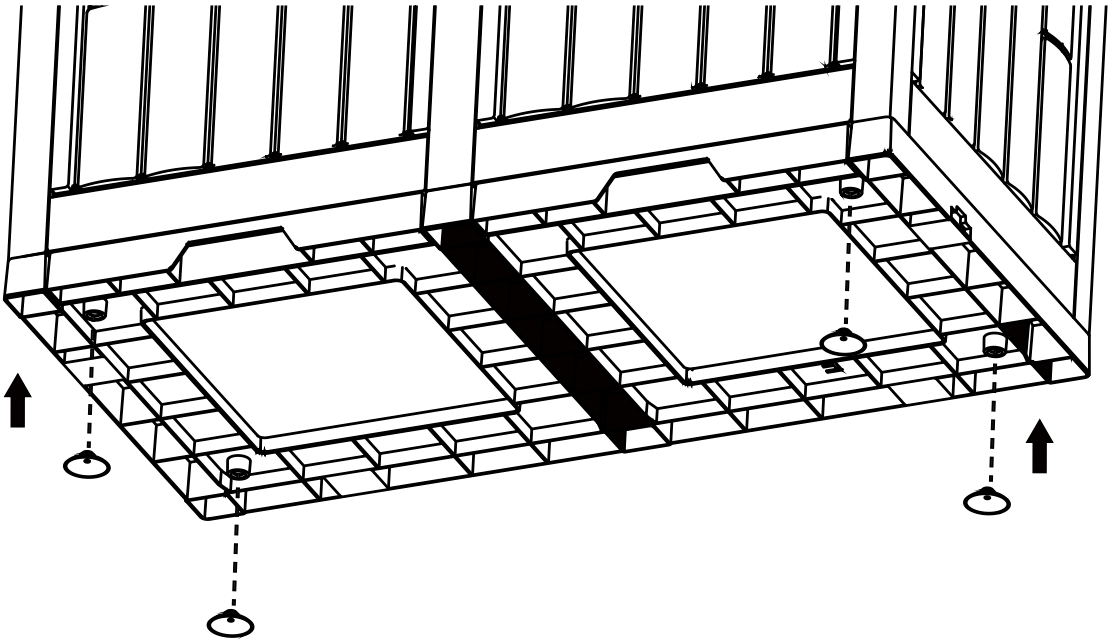

EN_If you place the trash can on the lawn or soil ground, suggest you to fasten the trash can by using the plastic pin of part L
FR_Si vous placez la poubelle sur la pelouse ou le sol, nous vous recommandons de la fixer à l'aide de la broche en plastique de la pièce L.
ES_Si coloca el cubo de basura sobre el césped o el suelo, le recomendamos que lo fije con el pasador de plástico de la pieza L.
PT_Se colocar o caixote do lixo no relvado ou no solo, sugerimos que o fixe utilizando o pino de plástico da peça L.
DE_Wenn Sie den Mülleimer auf Rasen oder Erde stellen, empfehlen wir Ihnen, ihn mit dem Kunststoffstift von Teil L zu befestigen.
IT_Se collocate il cestino dei rifiuti sul prato o sul terreno, vi consigliamo di fissarlo utilizzando il perno di plastica della parte L.
RO_Dacă așezați coșul de gunoi pe gazon sau pe pământ, vă recomandăm să-l fixați folosind știftul de plastic din piesa L

L



EN_If you would like to place the trash can on the hard ground like concrete floor or asphalt, suggest you to use the parts of the expansion bolts of M and N
FR_Si vous souhaitez placer la poubelle sur un sol dur tel qu'un sol en béton ou en asphalte, nous vous recommandons d'utiliser les pièces des boulons à expansion M et N.
ES_Si desea colocar el cubo de basura sobre un suelo duro, como hormigón o asfalto, le recomendamos que utilice las piezas de los pernos de expansión M y N.
PT_Se desejar colocar o caixote do lixo sobre um piso duro, como concreto ou asfalto, sugerimos que utilize as peças dos parafusos de expansão M e N.
DE_Wenn Sie den Abfallbehälter auf einem harten Untergrund wie Betonboden oder Asphalt aufstellen möchten, empfehlen wir Ihnen, die Teile der Spreizbolzen M und N zu verwenden.
IT_Se desiderate posizionare il cestino su una superficie dura come un pavimento in cemento o asfalto, vi consigliamo di utilizzare le parti dei bulloni di espansione M e N.
RO_Dacă doriți să amplasați coșul de gunoi pe o suprafață dură, cum ar fi o pardoseală din beton sau asfalt, vă recomandăm să folosiți componentele șuruburilor de expansiune M și N

M



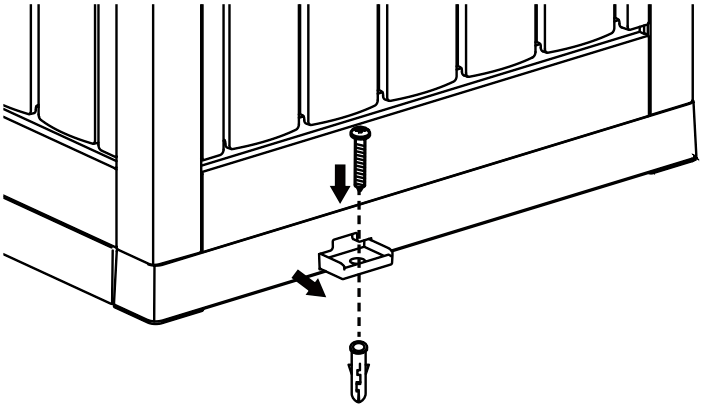

EN_Pour the sand into the ash tray for cigarette extinguishing and clean regularly
FR_Versez le sable dans le cendrier pour éteindre les cigarettes et nettoyez-le régulièrement.
ES_Vierta la arena en el cenicero para apagar los cigarrillos y límpielo con regularidad.
PT_Despeje a areia no cinzeiro para apagar cigarros e limpe regularmente.
DE_Gießen Sie den Sand zum Löschen von Zigaretten in den Aschenbecher und reinigen Sie ihn regelmäßig.
IT_Versare la sabbia nel posacenere per spegnere le sigarette e pulirlo regolarmente.
RO_Turnați nisipul în scrumieră pentru a stinge țigările și curățați-o regulat

P



US

If you have any questions, please contact our customer care center, Our contact details are below:

001-877-644-9366

customerservice@aosom.com

Imported by Aosom LLC
7777 Center Ave. Suite 430
Huntington Beach, CA 92647-9998 USA
MADE IN CHINA

CA

If you have any questions, please contact our customer care center, Our contact details are below:

416-792-6088

customerservice@aosom.ca

Imported by Aosom Canada Inc.
Unit 33-1 Sparks Avenue, North York, Ontario, Canada
M2H 2W1
MADE IN CHINA

Si vous avez la moindre question, veuillez contacter notre centre d'assistance à la clientèle,Nos coordonnées sont les suivantes:

416-792-6088

customerservice@aosom.ca

Importé par Aosom Canada Inc.
Unité 33-1 Sparks Avenue, North York, Ontario, Canada M2H 2W1
Fabriqué en Chine

ES

Si tiene alguna pregunta, comuníquese con nuestro Centro de Atención al Cliente,Nuestros datos de contacto son los siguientes:

0034-931294512

atencioncliente@aosom.es

IMPORTADOR/Fabricante/REP:
SPANISH AOSOM, S.L.
C/ROC GROS,Nº15.08550, ELS HOSTALETS DE BALENYÀ, SPAIN.
B66295775
HECHO EN CHINA

Se tiver alguma dúvida, por favor contacte o nosso Centro de Atendimento ao Cliente,Os nossos dados de contacto são os seguintes:

0034-931294512

info@aosom.pt.

UK

If you have any questions, please contact our customer care center, Our contact details are below:

0044-800-240-4004

enquiries@mhstar.co.uk

IMPORTER ADDRESS:
MH STAR UK LTD
1 Northampton Cross Logistics Park
Northampton Cross Road
Northampton
Nn4 9FH
Tel: 0800 240 4050
enquiries@mhstar.co.uk
MADE IN CHINA

DE

Wenn Sie Fragen haben, wenden Sie sich bitte an unser Kundendienstzentrum,Unsere Kontaktdaten stehen unten:

0049-0(40)-87408465

service@aosom.de

ADRESSE DES IMPORTEURE/Hersteller/REP:
MH Handel GmbH
Wendenstraße 309
D-20537 Hamburg
Germany
IN CHINA HERGESTELLT

IT

In caso di dubbio, si prega di contattare il nostro centro assistenza clienti,I nostri dettagli di contatto sono di seguito:

0039-0249471447

clienti@aosom.it

IMPORTATO DA/Produttore/REP:
AOSOM Italy srl
Centro Direzionale Milanofiori
Strada 1 Palazzo F1
20057 Assago (MI)
P.I.: 08567220960
FATTO IN CINA

RO

Importator/Producător/REP:
Aosom Romania SRL
Str. Barbu Mumuleanu, nr. 30-32
Bucuresti, Sector 2
Tel: +40 312294730
clienti@aosom.ro
Fabricat in China

FR

Si vous avez la moindre question, veuillez contacter notre centre d'assistance à la clientèle,Nos coordonnées sont les suivantes:

0033-1-84166106

aosom@mhfrance.fr

Importé par/Fabricant/REP:
MH FRANCE
2 Rue Maurice Hartmann
92130 Issy Les Moulineaux
France
FABRIQUÉ EN CHINE





Adresses sur quefairedemesdechets.fr