US/CA/UK/FR/ES/PT/DE/IT/RO

IN240900279V02

84C-586V00

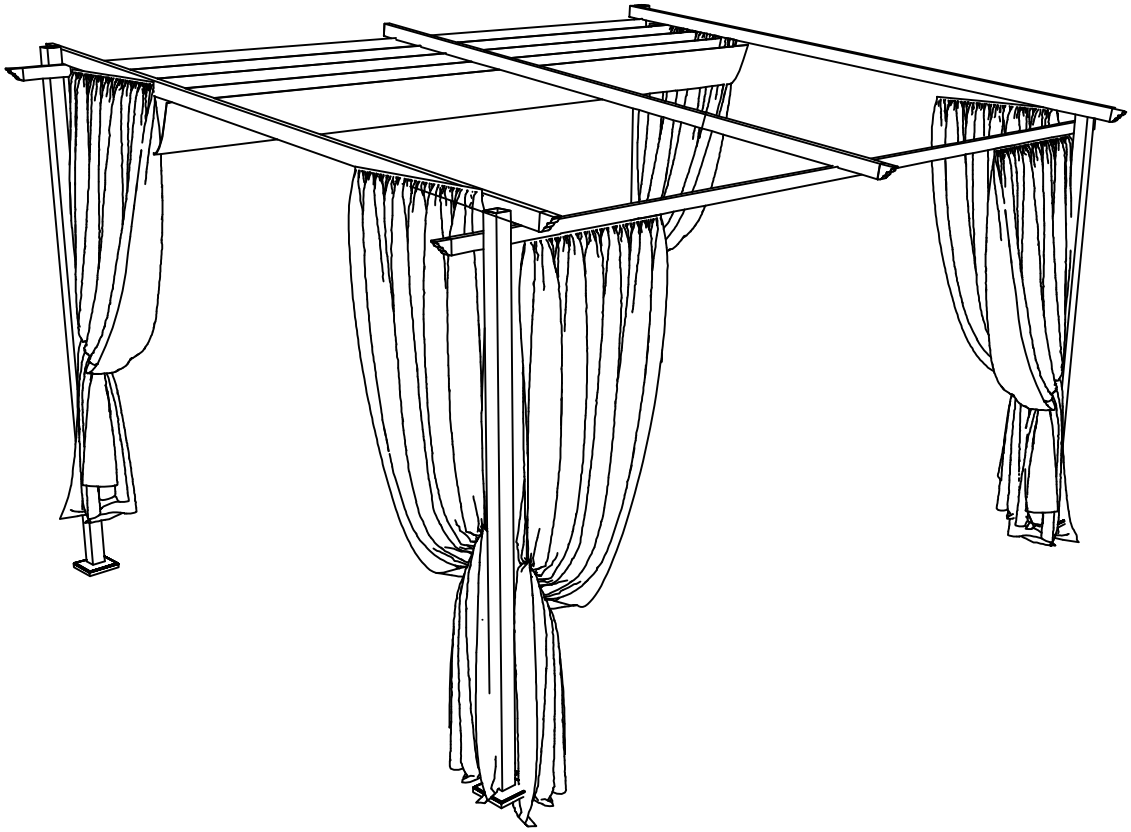



EN_ **IMPORTANT, RETAIN FOR FUTURE REFERENCE: READ CAREFULLY.**

FR_ **IMPORTANT:A LIRE ATTENTIVEMENT ET À CONSERVER POUR CONSULTATION ULTÉRIEURE.**

ES_ **IMPORTANTE, LEA Y GUARDE PARA FUTURAS REFERENCIAS.**

PT_ **IMPORTANTE: LEIA ATENTAMENTE E GUARDE PARA CONSULTA FUTURA.**

DE_ **WICHTIG! SORGFÄLTIG LESEN UND FÜR SPÄTER NACHSCHLAGEN AUFBEWAHREN.**

IT _ **IMPORTANTE! CONSERVARE IL PRESENTE MANUALE PER FUTURO RIFERIMENTO E LEGGERLO ATTENTAMENTE.**

RO_ **IMPORTANT: CITIȚI CU ATENȚIE ȘI PĂSTRAȚI PENTRU CONSULTARE VIITOARE.**

EN

IMPORTANT SAFETY NOTICE

Product is NOT INTENDED for the following:

- A safety barrier to prevent unsupervised access to pools, hot tubs, spas or ponds.
- As load bearing support for a building, structure, heavy objects or swings.
- Used in structures that trap wind, rain or snow that would create extra load on the product.

Accumulated snow must be removed from roof.

DO NOT climb or walk on roof for any reason.

Wear gloves to avoid injury from possible sharp edges of individual elements before assembly.

During installation, follow all safety warnings provided with your tools.

Some structures may require two or more people to install safely.

Check for underground utilities before digging or driving stakes into the ground!

It is important during assembly to closely follow the instructions, complete the assembly on a solid level surface and that you follow the instruction to square up, level and anchor the structure, this will reduce the gap at connections during assembly.

FR

AVIS IMPORTANT DE SÉCURITÉ

Le produit n'est PAS DESTINÉ à ce qui suit :

- Une barrière de sécurité pour empêcher l'accès non surveillé aux piscines, aux spas, aux cuves thermales ou aux étangs.
- Comme support de charge pour un bâtiment, une structure, des objets lourds ou des balançoires.
- Utilisé dans des structures qui retiennent le vent, la pluie ou la neige qui créeraient une charge supplémentaire sur le produit.

La neige accumulée doit être enlevée du toit.

NE PAS grimper ou marcher sur le toit pour quelque raison que ce soit.

Portez des gants pour éviter les blessures causées par d'éventuels bords tranchants des composants avant de procéder à l'assemblage.

Lors de l'installation, respectez tous les avertissements de sécurité fournis avec vos outils.

Certaines structures peuvent nécessiter l'intervention de deux personnes ou plus pour les installer en toute sécurité.

Vérifiez la présence de services publics souterrains avant de creuser ou de planter des piquets dans le sol !

Il est important, pendant tout le processus de montage, de suivre attentivement les instructions, de terminer l'assemblage sur une surface solide et plane et de suivre les instructions d'équerrage, de mise à niveau et d'ancrage de la structure, ce qui permettra de réduire les écarts au niveau des liaisons pendant le montage.

ES

AVISO IMPORTANTE DE SEGURIDAD

Manténgase alejado de las líneas eléctricas aéreas.

No coloque ni instale su tienda de campaña debajo de los árboles debido a posibles rayos o hundimiento de las ramas de los árboles en condiciones climáticas adversas.

Para obtener las mejores condiciones en caso de viento fuerte, coloque el extremo estrecho de la tienda en la dirección del viento.

No dejes caer la tienda de campaña.

No haga rebotar ni golpee la bolsa de la tienda para sacarla, estas acciones podrían dañar el marco.

ESTE PRODUCTO REQUIERE UN MÍNIMO DE DOS PERSONAS PARA SU MONTAJE

Bajo ninguna circunstancia se debe utilizar este producto para cubrir automóviles, vehículos marinos o artículos similares.

PRECAUCIÓN: Vigile no pellizcarse los dedos durante el montaje y desmontaje de la tienda al unir las piezas del marco.

PT

AVISO DE SEGURANÇA IMPORTANTE
O produto NÃO é DESTINADO ao seguinte:
•Uma barreira de segurança para impedir o acesso sem supervisão a piscinas, banheiras, spas ou lagos.
•Como suporte de carga para um edifício, estrutura, objectos pesados ou baloiços.
•Usado em estruturas que apanham vento, chuva ou neve que criariam carga extra sobre o produto.
A neve acumulada deve ser removida do telhado. NÃO subir ou caminhar no telhado por qualquer razão.
Usar luvas para evitar ferimentos causados por possíveis arestas vivas de elementos individuais antes da montagem.
Durante a instalação, siga todos os avisos de segurança fornecidos com as suas ferramentas. Algumas estruturas podem exigir a instalação segura de duas ou mais pessoas.
Verifique a existência de utilidades subterrâneas antes de escavar ou de conduzir estacas no solo!
É importante durante a montagem seguir de perto as instruções, completar a montagem numa superfície sólida e nivelar e ancorar a estrutura, o que reduzirá a folga nas ligações durante a montagem.

DE

WICHTIGER SICHERHEITSHINWEIS
Das Produkt ist NICHT für einen der folgenden Anwendungen bestimmt:
• Als Sicherheitsbarriere, die den unbeaufsichtigten Zugang zu Pools, Whirlpools, Spas oder Teichen verhindert.
• Als tragende Stütze für ein Gebäude, eine Struktur, schwere Gegenstände oder Schaukeln.
• Als Bestandteil einer Struktur verwendet werden, welche Wind, Regen oder Schnee abfangen, die eine zusätzliche Belastung für das Produkt darstellen würden.
Angesammelter Schnee muss vom Dach entfernt werden.
Aus keinem Grund darf das Dach bestiegen oder betreten werden.
Bitte tragen Sie stets geeignete Arbeitshandschuhe, um Verletzungen durch mögliche scharfe Kanten einzelner Elemente während der Montage zu vermeiden.
Befolgen Sie während des Installationsprozesses bitte sorgfältig alle Sicherheitswarnungen, die mit Ihren Werkzeugen geliefert werden.
Einige Strukturen können zwei oder mehr Personen erfordern, um sicher installiert zu werden.
Prüfen Sie vor dem Graben oder Eintreiben von Pfählen in den Boden, ob Erdkabel vorhanden sind!
Es ist wichtig, während der Montage die Anweisungen genau zu befolgen, Ihr Produkt auf einem festen und ebenen Untergrund aufzustellen und die Anweisung zum Aufrichten, Nivellieren und Verankern der Struktur zu befolgen, da dadurch der Spalt an den Verbindungen während der Montage verringert wird.

IT

IMPORTANTI PRECAUZIONI DI SICUREZZA
Il prodotto NON è PROGETTATO per quanto segue:
• Una barriera di sicurezza per impedire l'accesso senza supervisione a piscine, vasche idromassaggio, spa o stagni.
• Supporto portante di edifici, strutture, oggetti pesanti o altalene.
• Parte di strutture che accumulano vento, pioggia o neve, in quanto creerebbero un carico extra sul prodotto.
La neve accumulata deve essere rimossa dal tetto.
NON salire o camminare sul tetto per nessun motivo.
Indossare guanti per evitare lesioni derivanti da spigoli vivi dei singoli componenti prima del montaggio.
Durante l'installazione, seguire tutte le precauzioni di sicurezza fornite con gli strumenti.
Alcune strutture possono richiedere due o più persone per essere installate in sicurezza.
Controlla le utenze sotterranee prima di scavare o piantare pali nel terreno!
È importante che durante il montaggio vengano seguite attentamente le istruzioni, inoltre completare il montaggio su una superficie piana e solida e seguire le istruzioni per allineare, livellare e ancorare la struttura, in quanto questo ridurrà lo spazio necessario durante il montaggio.

RO

AVIZ IMPORTANT DE SIGURANȚĂ

Produsul NU ESTE DESTINAT următoarelor utilizări:

·Ca barieră de siguranță pentru a împiedica accesul nesupravegheat la piscine, căzi cu hidromasaj, spa-uri sau iazuri.

·Ca suport portant pentru clădiri, structuri, obiecte grele sau leagăne.

·Utilizarea în structuri care reține vântul, ploaia sau zăpada, ceea ce ar genera o sarcină suplimentară asupra produsului.

Zăpada acumulată trebuie îndepărtată de pe acoperiș.

NU vă urcați și nu mergeți pe acoperiș sub niciun motiv.

Purtați mănuși pentru a evita rănirea cauzată de eventualele margini ascuțite ale elementelor individuale înainte de asamblare.

În timpul instalării, respectați toate avertismentele de siguranță furnizate împreună cu uneltele.

Unele structuri pot necesita două sau mai multe persoane pentru a fi instalate în siguranță.

Verificați dacă există utilități subterane înainte de a săpa sau de a înfige țăruși în pământ!

În timpul asamblării, este important să urmați cu atenție instrucțiunile, să finalizați asamblarea pe o suprafață solidă și plană și să urmați instrucțiunile de aliniere, nivelare și ancorare a structurii; acest lucru va reduce spațiul de la îmbinări în timpul asamblării.

A x 1

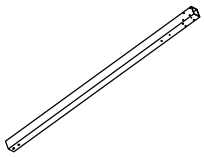

B x 1

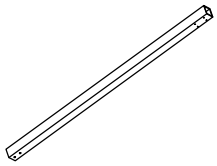

C x 1

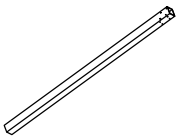

D x 1

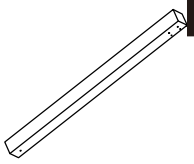

F x 1

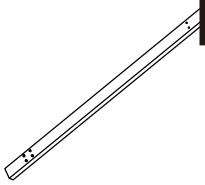

G x 1



H x 1



H1 x 1



I x 1

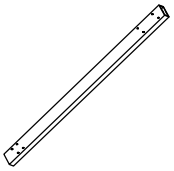

J x 1



K x 1



L x 1

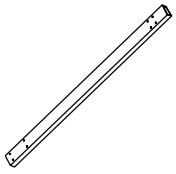

M x 1

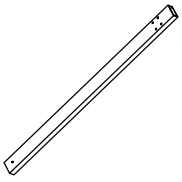

N x 1

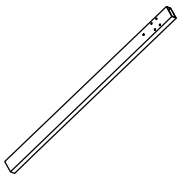

O x 2

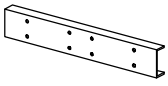

P x 3

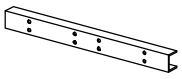

Q x4

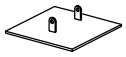

U x 7



V x 2



V1 x 2



W x 2

X x 5



Y x 5



Z x 4

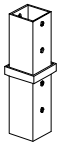

⑨ x4

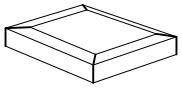

E x 4

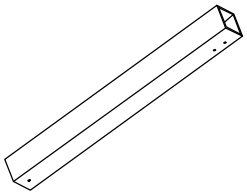

R x 5



S x10



T x 3

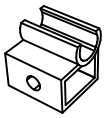

① x66



M6x15MM

② x 3



M6x30MM

③ x16



M6x65MM

④ x16

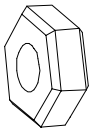

⑤ x32

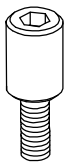

⑥ x 1

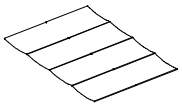

⑦ x 1



⑧ x 8



⑩ x 8



⑪ x30



⑫ x 2

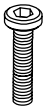

M6x70MM

⑭ x 1

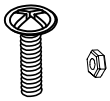

M5x35MM

⑮ x 1



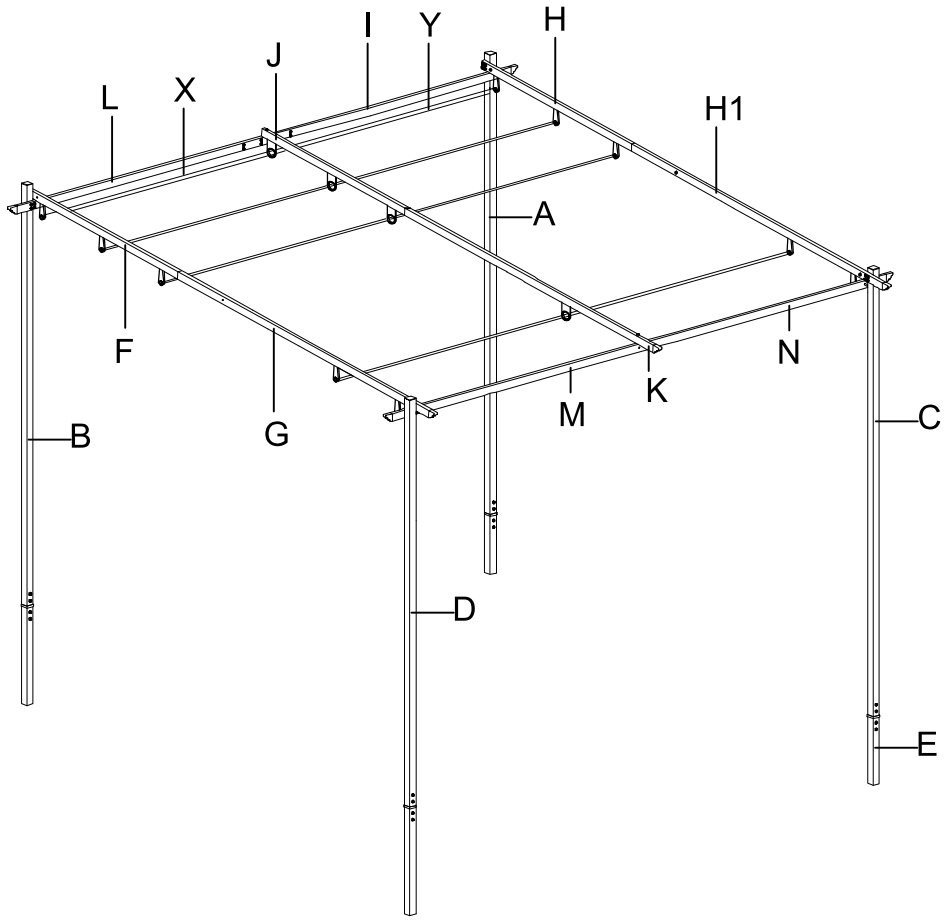

Fx1
Gx1
Hx1
H1x1
Px2
Ux2
Sx10
x16

01

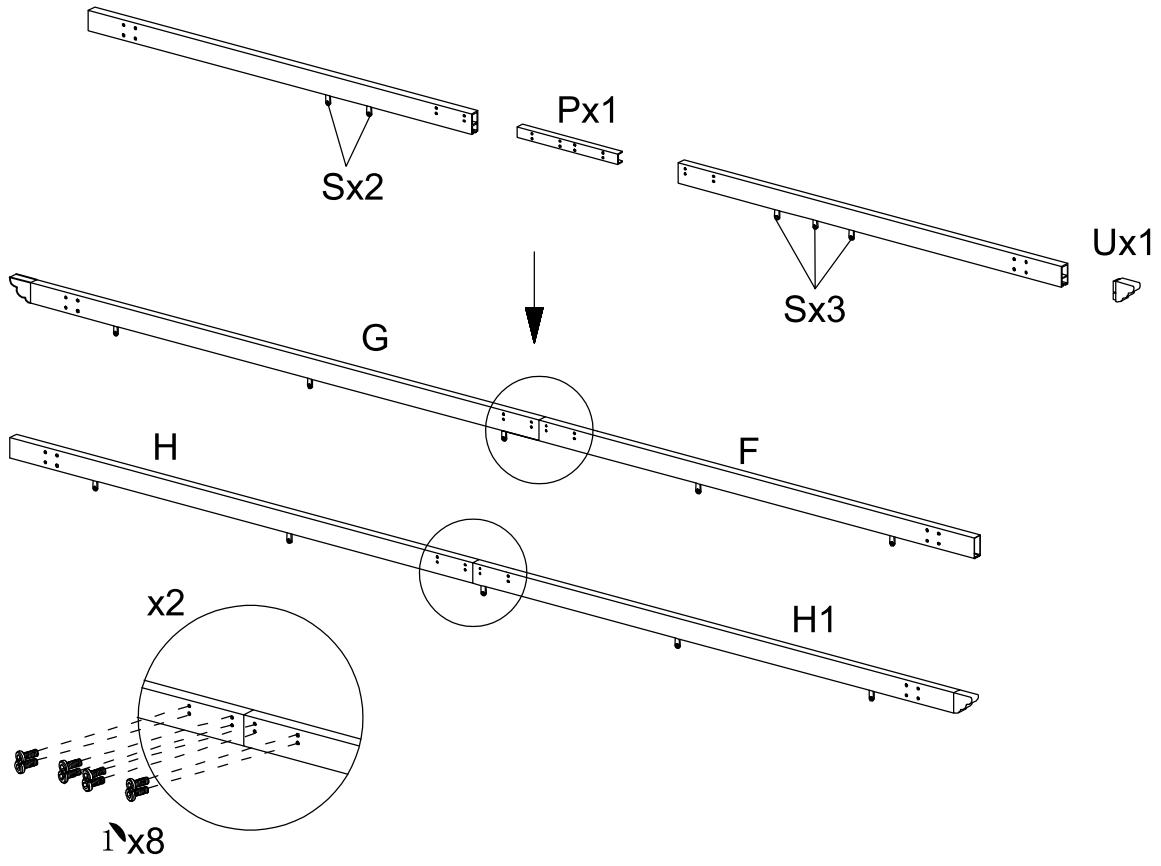

02

Jx1
Kx1
Px1
Ux1
1x8
14x1

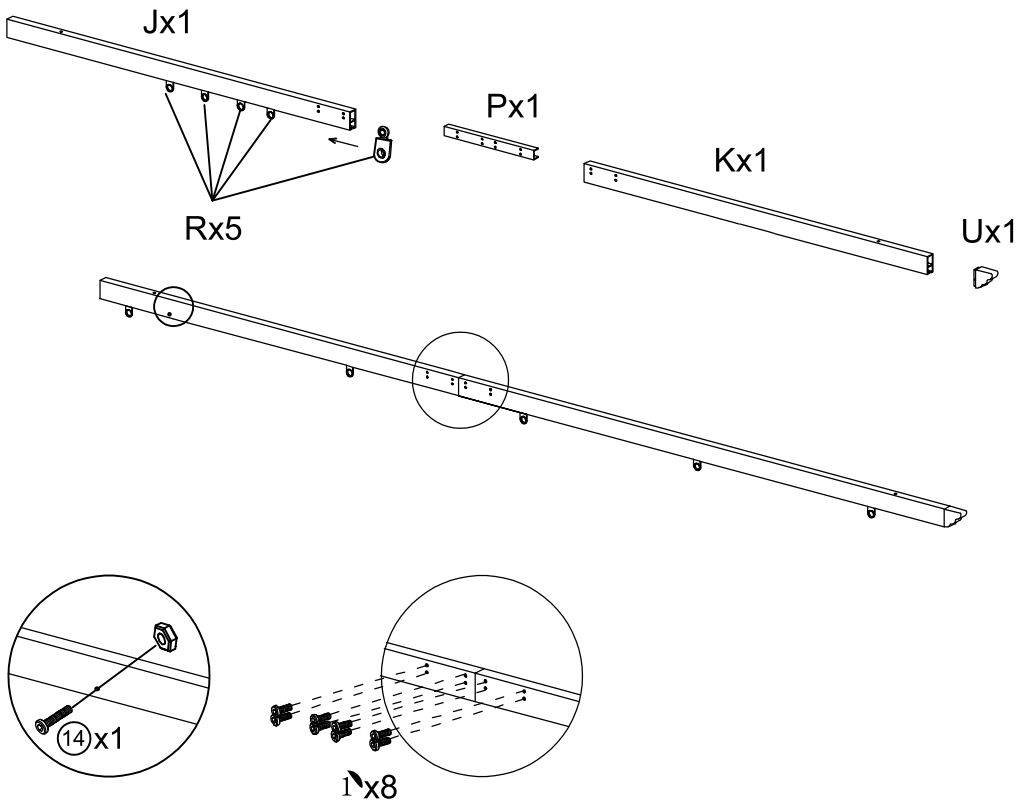

03

Ix1
Lx1
Nx1
Mx1
Ox2
Ux4
1x16

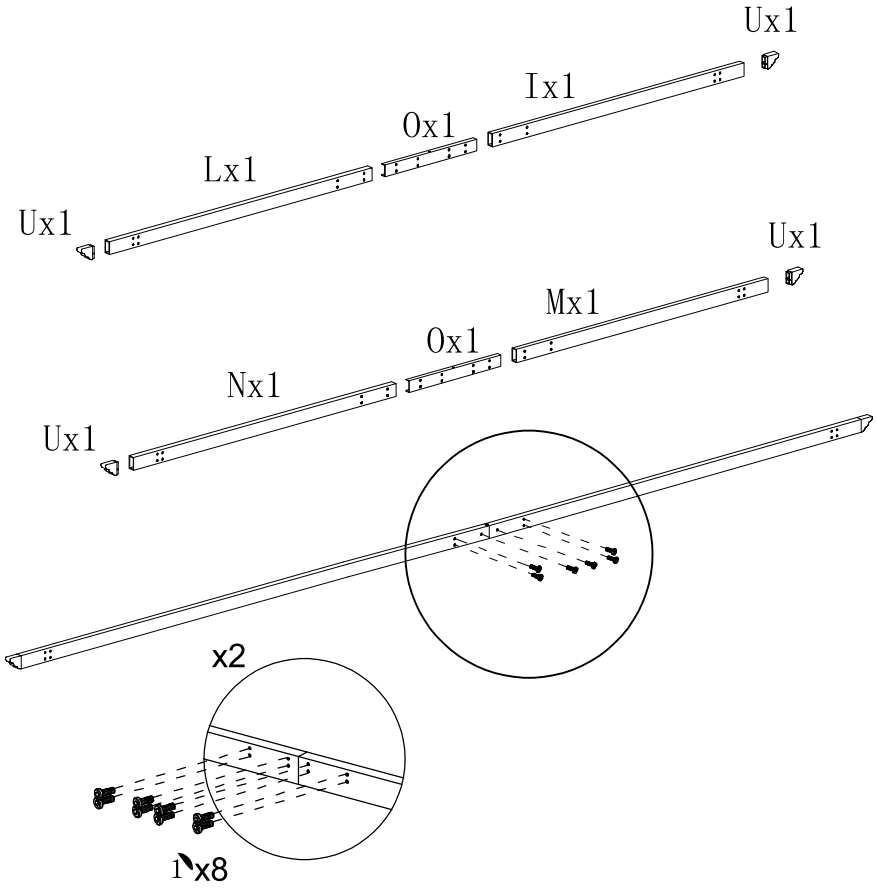

04

Ax1
Bx1
Cx1
Dx1
Ex4
Zx4
3x16
4x16
5x32
⑫x2

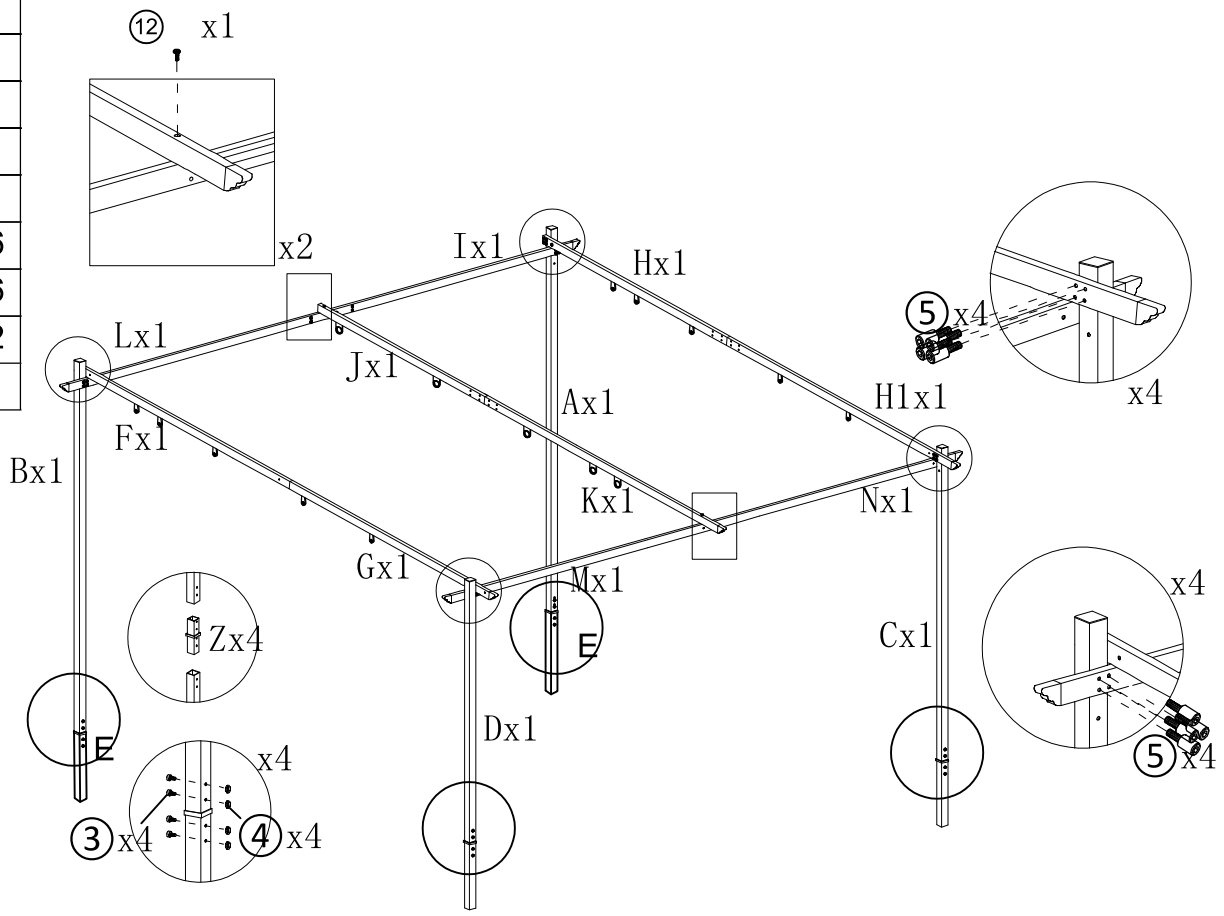

05

Xx5
Yx5

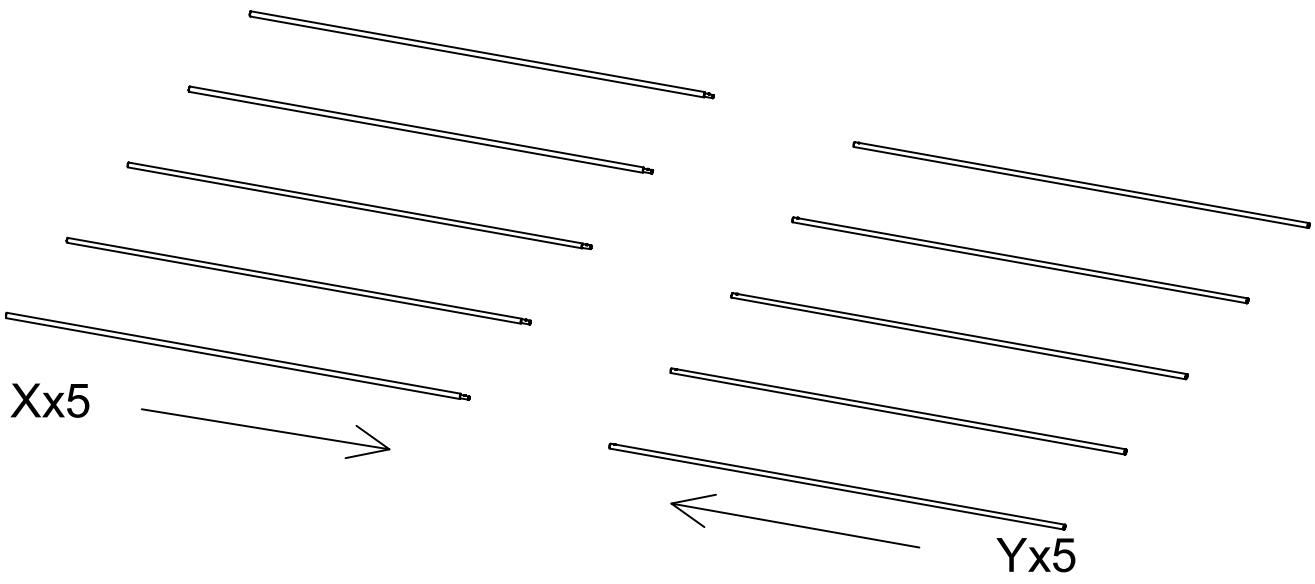

Xx5

Yx5

⑥x1

06

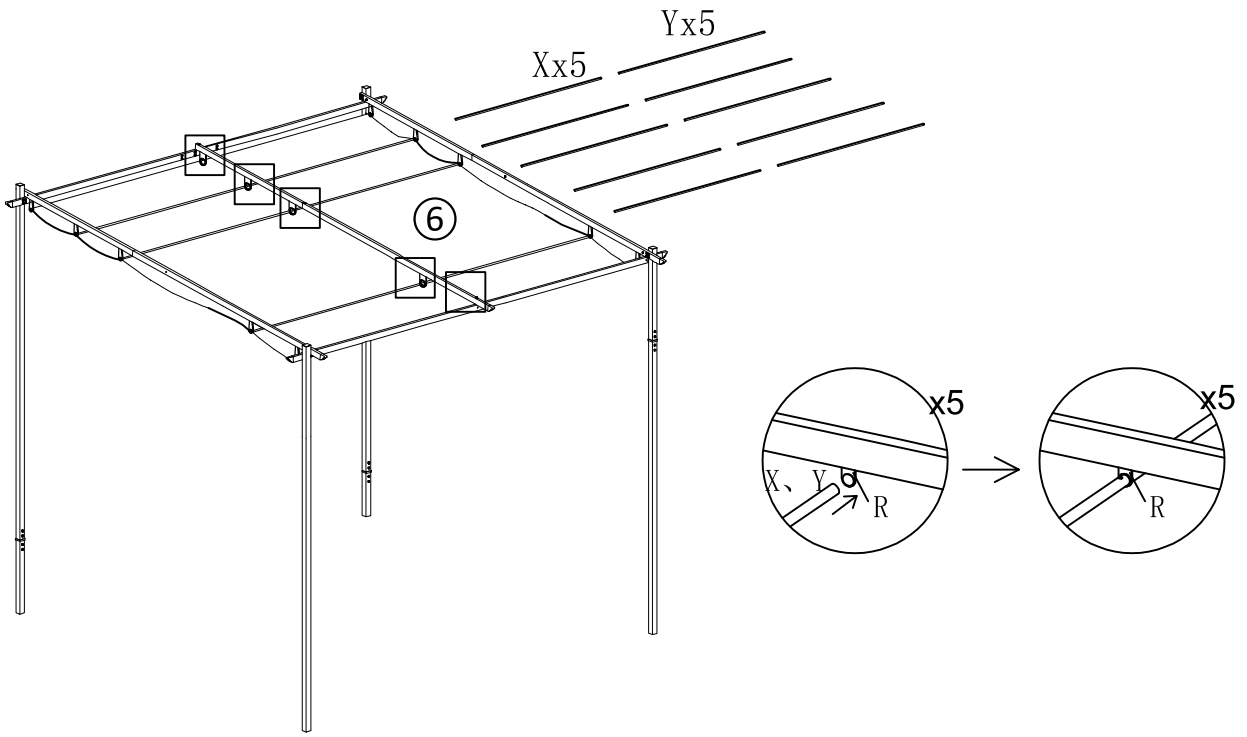

1x10

07

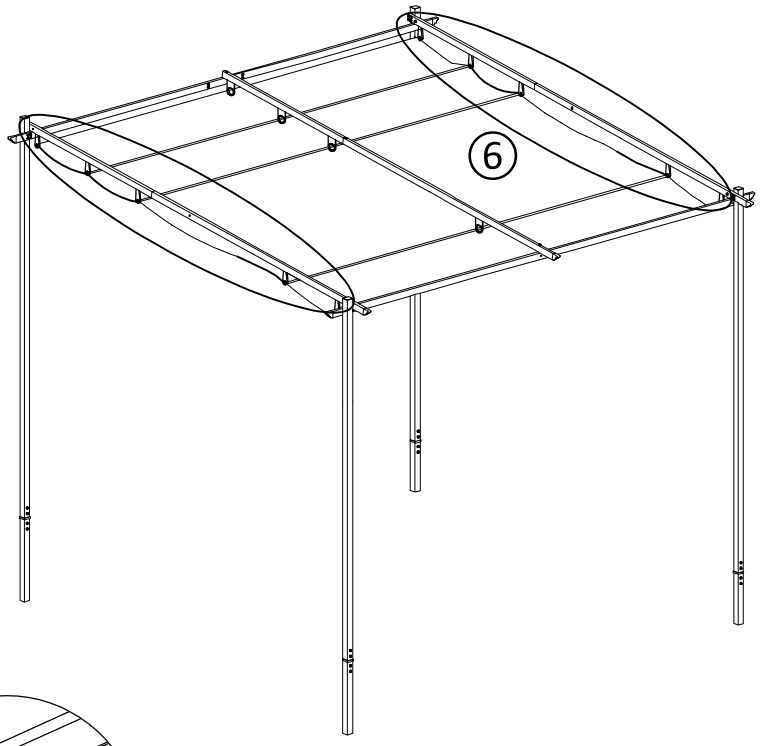

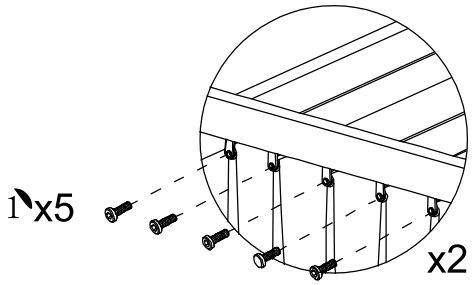

Tx3
Vx4
Wx1
W1x1
1x8
2x3
7x1
11 x30

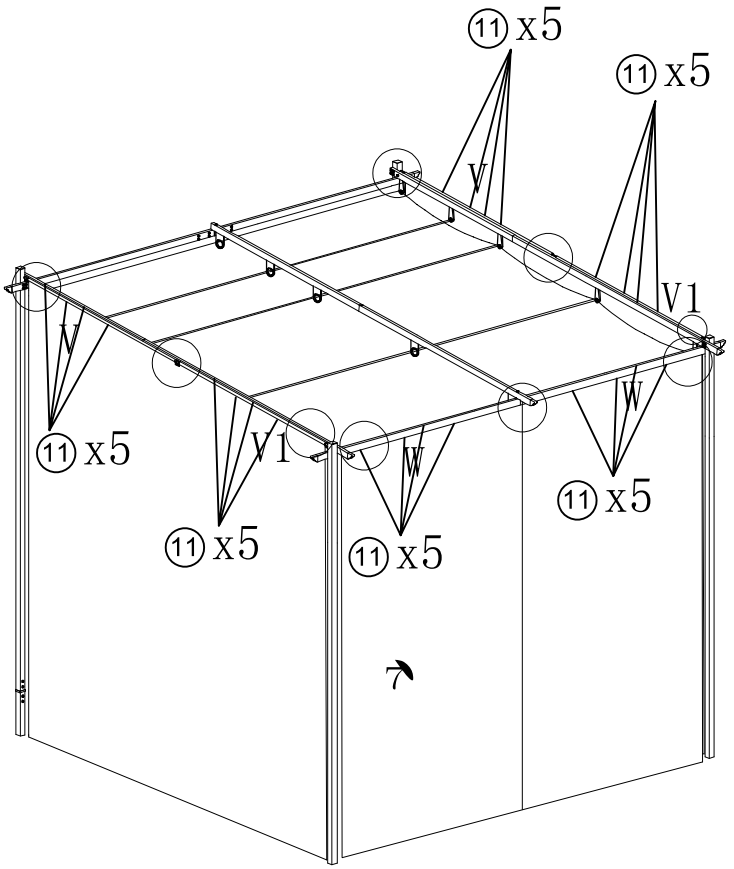

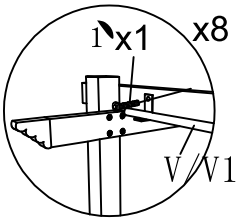

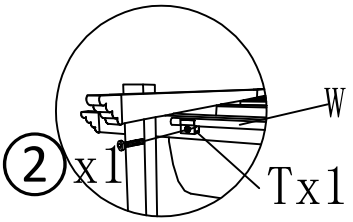

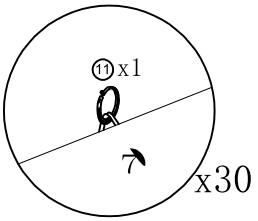

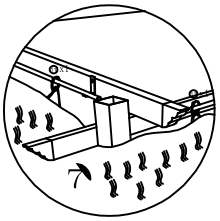

Q x4
1 x8
8 x8
9 x4
10 x8

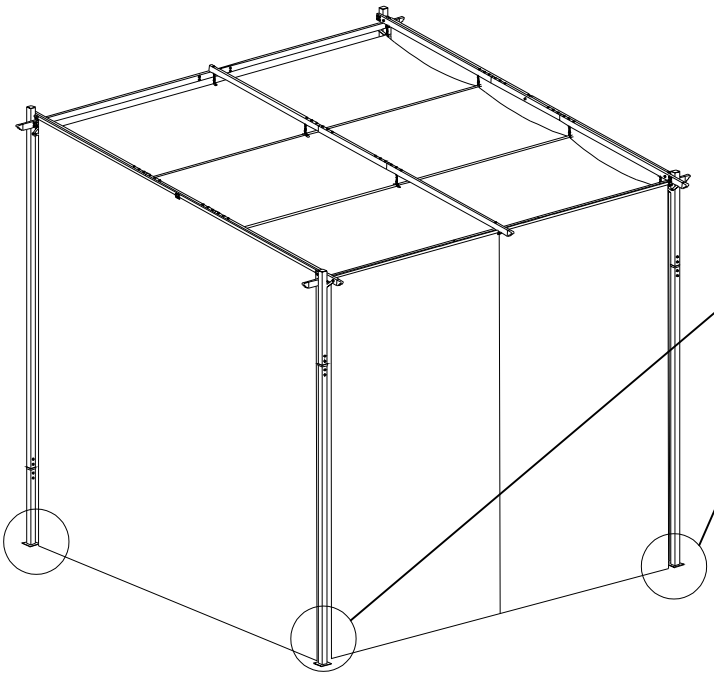

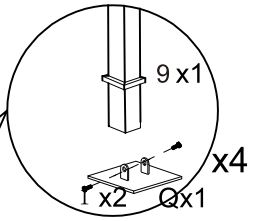

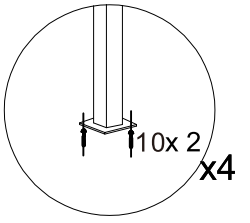

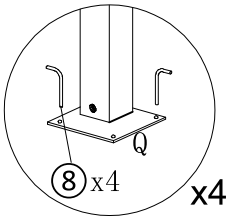

US

If you have any questions, please contact our customer care center, Our contact details are below:

001-877-644-9366

customerservice@aosom.com

Imported by Aosom LLC
7777 Center Ave. Suite 430
Huntington Beach, CA 92647-9998 USA
MADE IN CHINA

CA

If you have any questions, please contact our customer care center, Our contact details are below:

416-792-6088

customerservice@aosom.ca

Imported by Aosom Canada Inc.
Unit 33-1 Sparks Avenue, North York, Ontario, Canada
M2H 2W1
MADE IN CHINA

Si vous avez la moindre question, veuillez contacter notre centre d'assistance à la clientèle,Nos coordonnées sont les suivantes:

416-792-6088

customerservice@aosom.ca

Importé par Aosom Canada Inc.
Unité 33-1 Sparks Avenue, North York, Ontario, Canada M2H 2W1
Fabriqué en Chine

ES

Si tiene alguna pregunta, comuníquese con nuestro Centro de Atención al Cliente,Nuestros datos de contacto son los siguientes:

0034-931294512

atencioncliente@aosom.es

IMPORTADOR/Fabricante/REP:
SPANISH AOSOM, S.L.
C/ROC GROS,Nº15.08550, ELS HOSTALETS DE BALENYÀ, SPAIN.
B66295775
HECHO EN CHINA

Se tiver alguma dúvida, por favor contacte o nosso Centro de Atendimento ao Cliente,Os nossos dados de contacto são os seguintes:

0034-931294512

info@aosom.pt.

UK

If you have any questions, please contact our customer care center, Our contact details are below:

0044-800-240-4004

enquiries@mhstar.co.uk

IMPORTER ADDRESS:
MH STAR UK LTD
1 Northampton Cross Logistics Park
Northampton Cross Road
Northampton
Nn4 9FH
Tel: 0800 240 4050
enquiries@mhstar.co.uk
MADE IN CHINA

DE

Wenn Sie Fragen haben, wenden Sie sich bitte an unser Kundendienstzentrum,Unsere Kontaktdaten stehen unten:

0049-0(40)-87408465

service@aosom.de

ADRESSE DES IMPORTEURE/Hersteller/REP:
MH Handel GmbH
Wendenstraße 309
D-20537 Hamburg
Germany
IN CHINA HERGESTELLT

IT

In caso di dubbio, si prega di contattare il nostro centro assistenza clienti,I nostri dettagli di contatto sono di seguito:

0039-0249471447

clienti@aosom.it

IMPORTATO DA/Produttore/REP:
AOSOM Italy srl
Centro Direzionale Milanofiori
Strada 1 Palazzo F1
20057 Assago (MI)
P.I.: 08567220960
FATTO IN CINA

RO

Importator/Producător/REP:
Aosom Romania SRL
Str. Barbu Mumuleanu, nr. 30-32
Bucuresti, Sector 2
Tel: +40 312294730
clienti@aosom.ro
Fabricat in China

FR

Si vous avez la moindre question, veuillez contacter notre centre d'assistance à la clientèle,Nos coordonnées sont les suivantes:

0033-1-84166106

aosom@mhfrance.fr

Importé par/Fabricant/REP:
MH FRANCE
2 Rue Maurice Hartmann
92130 Issy Les Moulineaux
France
FABRIQUÉ EN CHINE

FR
DONNEZ OU RECYCLEZ
ASSOCIATION OU LIVRAISON OU DÉCHÈTERIE
Adresses sur quefairedemesdechets.fr