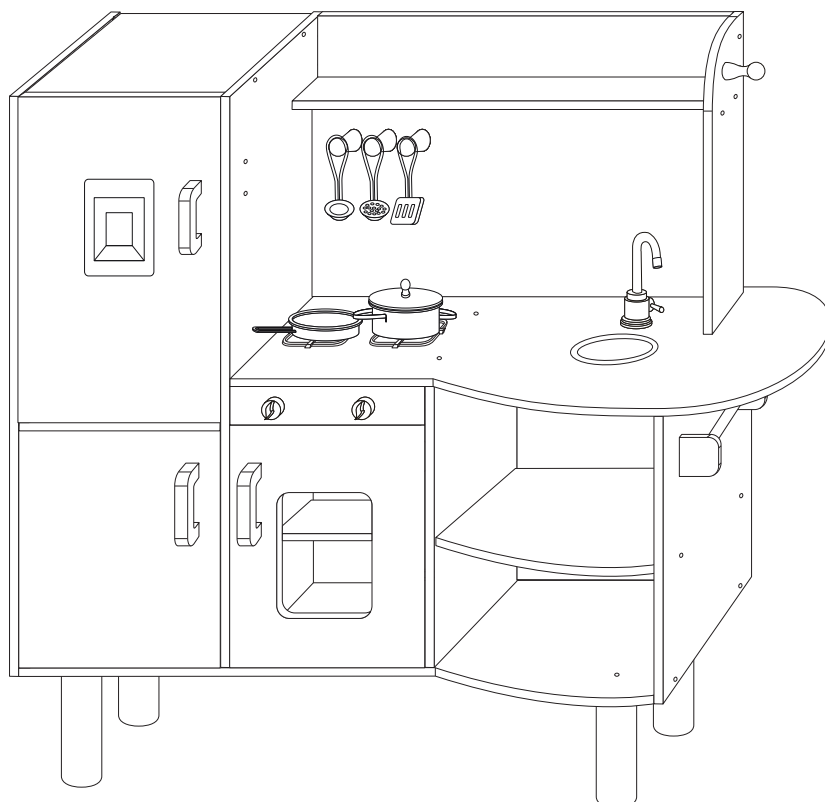


AIYAPLAY

IN230600460V02_UK_FR_DE_ES_IT

350-147V00



! WARNING:
Assembly by an adult.



EN: **WARNING:** Certification Age:3+ years old.

DE: **WARNUNG:** Zertifizierungsalter:3+ Jahre.

FR: **ATTENTION:** Âge de certification:3+ ans.

ES: **ADVERTENCIA:** Edad de certificación:3+ años.

IT: **ATTENZIONE:** Età di certificazione: 3+ anni.

EN_IMPORTANT, RETAIN FOR FUTURE REFERENCE: READ CAREFULLY.

**FR_IMPORTANT:A LIRE ATTENTIVEMENT ET À CONSERVER POUR CONSULTATION
ULTÉRIEURE.**

ES_IMPORTANTE, LEA Y GUARDE PARA FUTURAS REFERENCIAS.

DE_WICHTIG! SORGFÄLTIG LESEN UND FÜR SPÄTER NACHSCHLAGEN AUFBEWAHREN.

**IT_IMPORTANTE! CONSERVARE IL PRESENTE MANUALE PER FUTURO RIFERIMENTO E
LEggerlo ATTENTAMENTE.**

WARNING:

1. CHOKING HAZARD—Small parts. Not for children under 3 years.
2. Only allowed for adults to install, keep children away.
3. To be used under the direct supervision of an adult.
4. Place it on a flat and clean floor, Check all the parts are well connected before use.
5. Do not mix old and new batteries.
6. Do not mix alkaline, standard (carbon-zinc), or re-chargable batteries.

MAINTENANCE & CARE

- A. Keep all instructions and parts relating to this product for future reference.
- B. Please wipe down with a dry or damp cloth.

AVERTISSEMENT :

1. RISQUE D'ÉTOUFFEMENT - Petites pièces. Déconseillé aux enfants de moins de 3 ans.
2. Installation par des adultes uniquement, tenir les enfants à l'écart.
3. À utiliser sous la surveillance directe d'un adulte.
4. Posez-le sur un sol plat et propre. Vérifiez que toutes les pièces sont bien connectées avant toute utilisation.
5. Ne mélangez pas les anciennes et les nouvelles piles.
6. Ne mélangez pas de piles alcalines, standard (carbone-zinc) ou rechargeables.

ENTRETIEN ET MAINTENANCE

- A. Conservez toutes les instructions et les pièces relatives à ce produit pour pouvoir vous y référer ultérieurement.
- B. Veuillez essuyer avec un chiffon sec ou humide.

WARNUNG:

1. ERSTICKUNGSGEFAHR-Kleine Teile. Nicht für Kinder unter 3 Jahren geeignet.
2. Die Montage darf nur von Erwachsenen vorgenommen werden, halten Sie Kinder fern.
3. Es ist unter der direkten Aufsicht eines Erwachsenen zu verwenden.
4. Stellen Sie es auf einen flachen und sauberen Boden. Prüfen Sie, ob alle Teile vor der Verwendung gut verbunden sind.

WARTUNG & PFLEGE

- A. Bewahren Sie alle Anweisungen und Teile, die sich auf dieses Produkt beziehen, zur späteren Verwendung auf.
- B. Bitte wischen Sie es mit einem trockenen oder feuchten Tuch ab.

ADVERTENCIA:

1. PELIGRO DE ASFIXIA: Incluidas piezas pequeñas. No es adecuado para los niños menores de 3 años.
2. La instalación sólo se puede realizar por los adultos, mantenga a los niños alejados al instalar el producto.
3. El producto debe ser utilizado bajo la supervisión directa de un adulto.
4. Colóquelo sobre un piso plano y limpio. Verifique si todas las piezas estén conectadas adecuadamente antes de utilizarlo.

MANTENIMIENTO Y CUIDADO



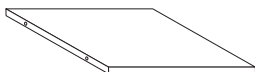
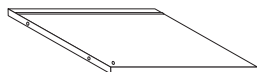
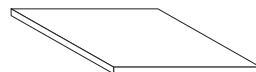
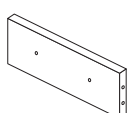
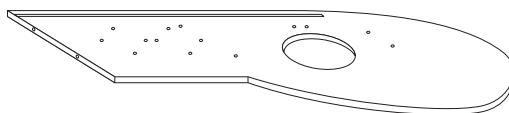
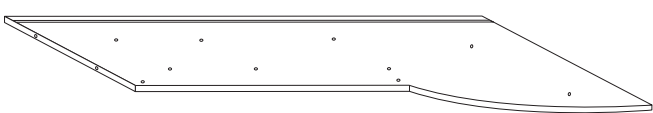



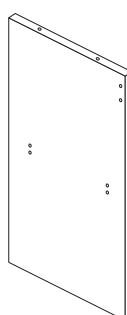
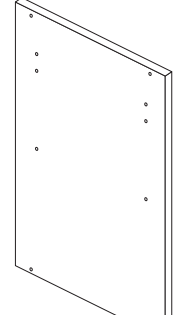
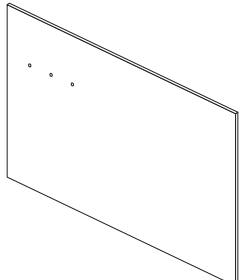
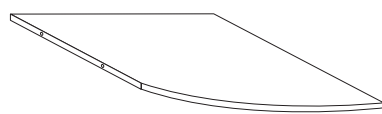


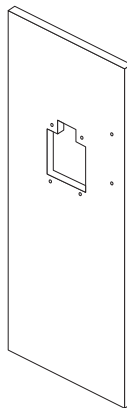


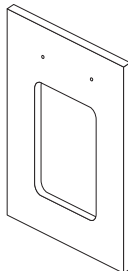
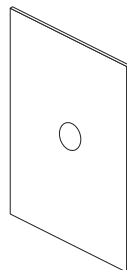
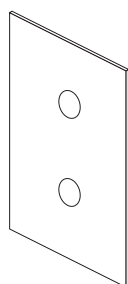
































- A. Guarde todas las instrucciones y piezas relativas juntas con este producto para las referencias futuras.
- B. Límpielo con un paño seco o humedecido.

AVVERTENZE:

1. RISCHIO DI SOFFOCAMENTO — Parti piccole. Non adatte a bambini sotto i 3 anni.
2. Consentito solo agli adulti di installare, tenere lontani i bambini.
3. Da utilizzare sotto la diretta supervisione di un adulto.
4. Posizionarlo su una superficie piana e pulita, controllare che tutte le parti siano connesse correttamente prima dell'uso.

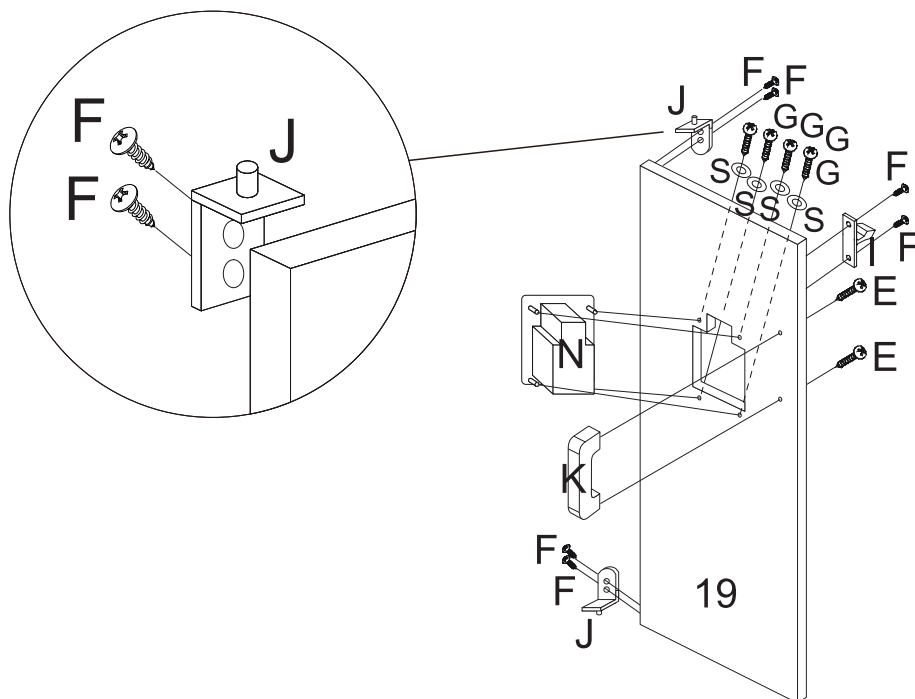
MANUTENZIONE & CURA

- A. Conservare tutte le istruzioni e le parti relative a questo prodotto per riferimenti futuri.
- B. Si prega di pulire passando un panno asciutto o inumidito.

		 3: 1PC		 4: 1PC	 5: 1PC		
1: 1PC	2: 1PC	 6: 1PC		 7: 1PC			
		 8: 1PC					 9: 4PCS
		 10: 1PC		 11: 1PC			
				 15: 1PC		 17: 2PCS	
12: 1PC	13: 1PC	14: 1PC		 16: 1PC			
							
19: 1PC	20: 1PC	21: 1PC	22: 1PC	23: 1PC	24: 1PC	25: 1PC	
 6x30mm A: 4PCS	 4x35mm B: 41PCS +2(spare)	 3x8mm C: 4PCS	 3x14mm D: 4PCS	 4x16mm E: 22PCS +2(spare)	 3x8mm F: 26PCS +2(spare)	 4x8mm G: 4PCS	 5x30mm H: 4PCS
 I: 3PCS	 J: 6PCS	 K: 3PCS	 L: 1PC	 M: 2PCS	 N: 1PC	 O: 2PCS	 P: 1PC
 Q: 1PC	 R: 4PCS	 S: 4PCS	 T: 1PC	 U: 2PCS	 V: 1PC	 W: 4PCS	
       							

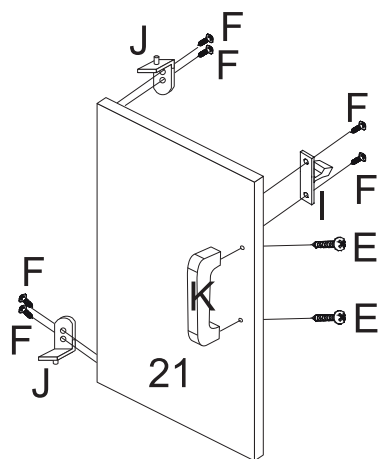
01

E*2
F*6
G*4
I*1
J*2
K*1
N*1
S*4



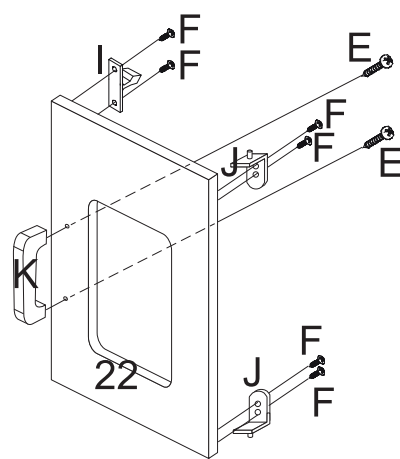
02

E*2
F*6
I*1
J*2
K*1



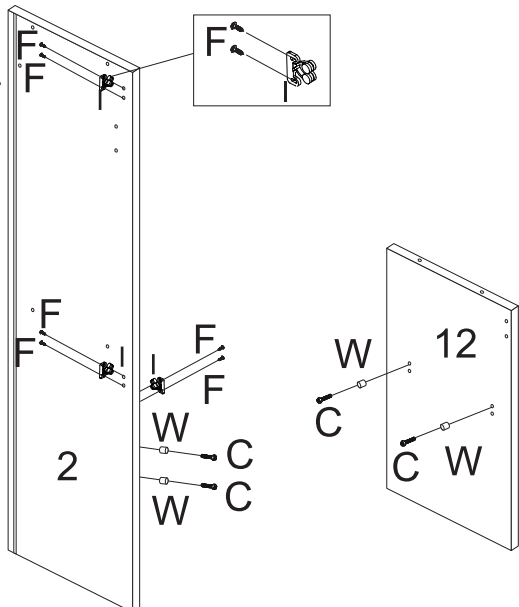
03

E*2
F*6
I*1
J*2
K*1



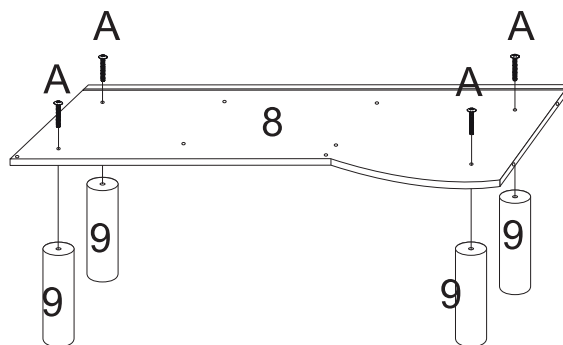
04

C*4
F*6
I*3
W*4



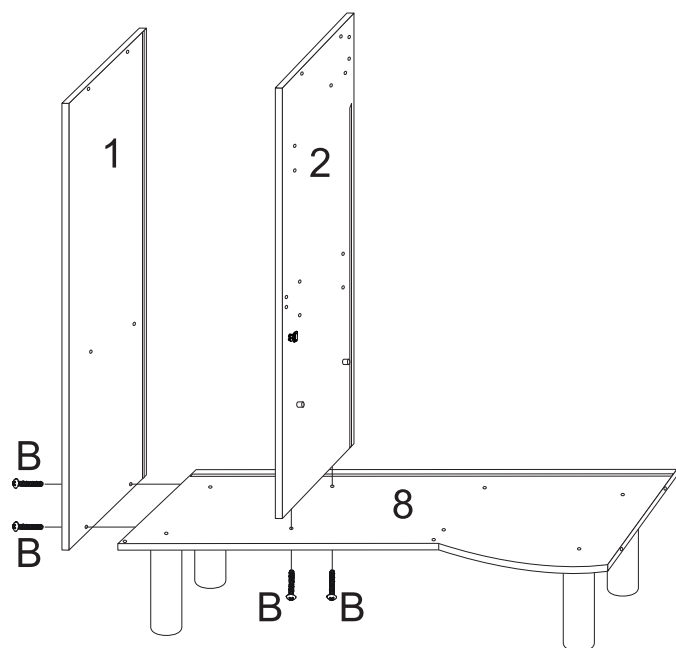
A*4

05

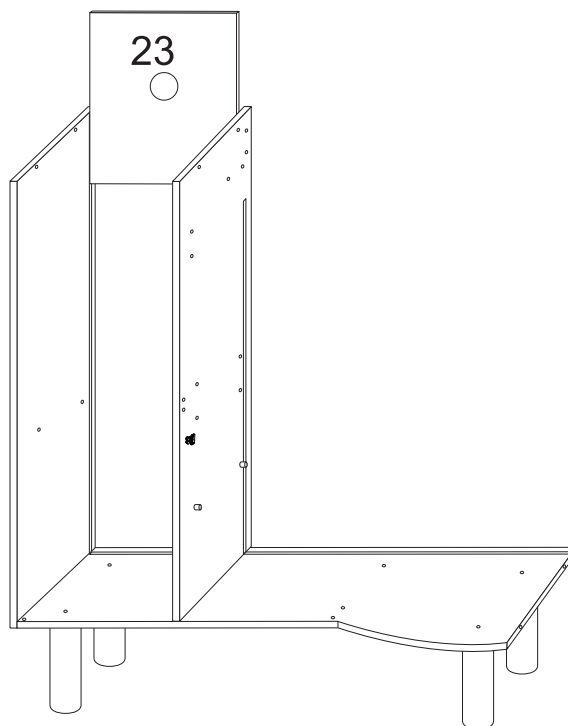


B*4

06



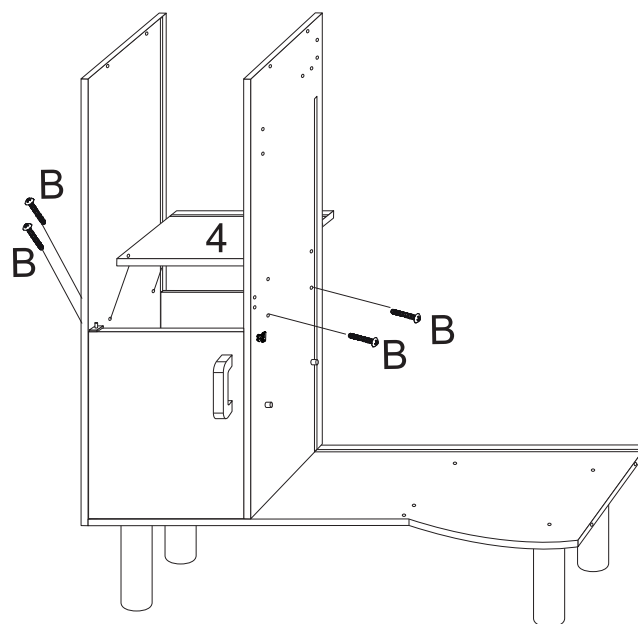
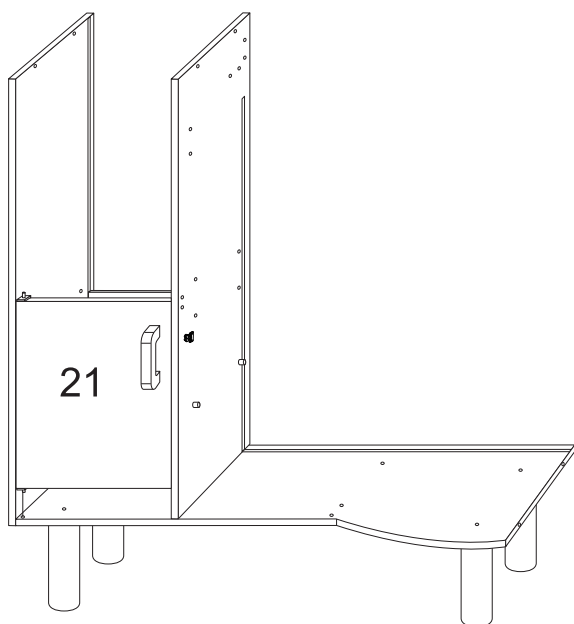
07



08

B*4

09

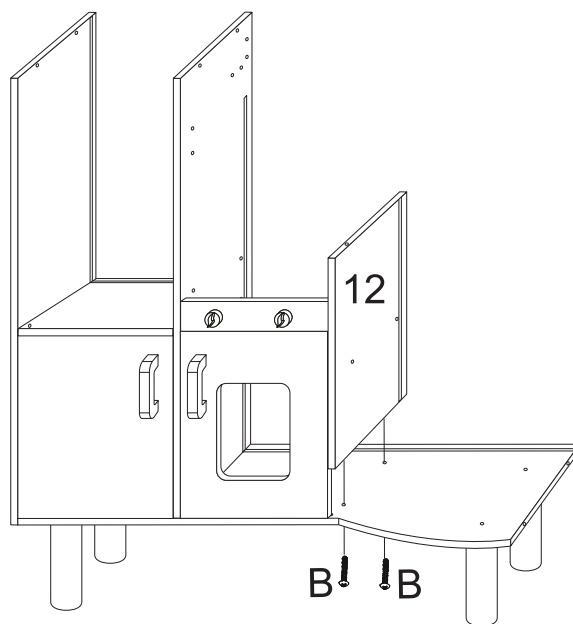
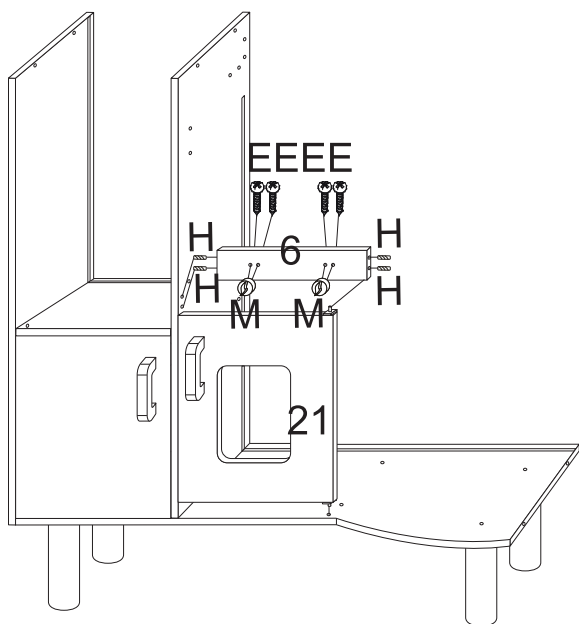


E*4
H*4
M*2

10

B*2

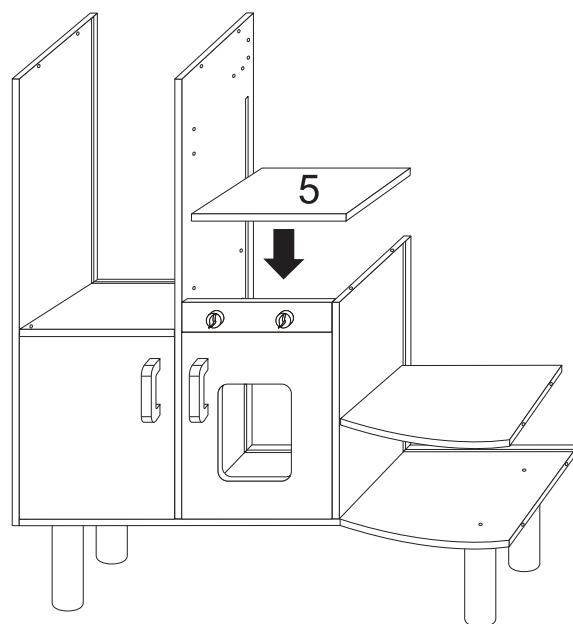
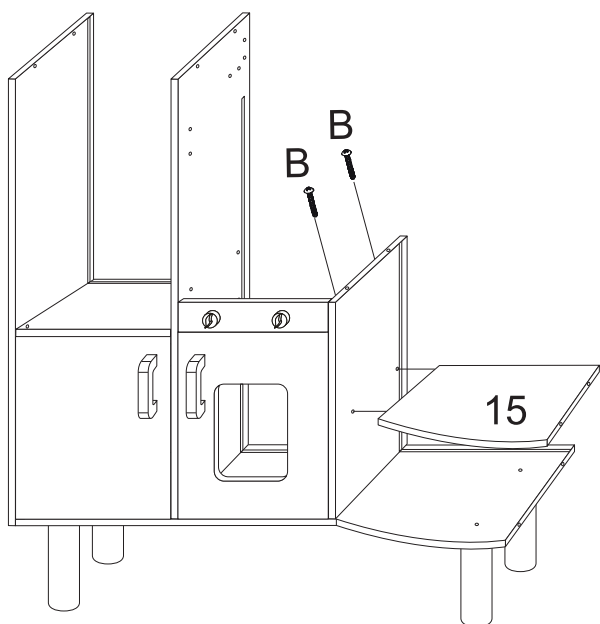
11



B*2

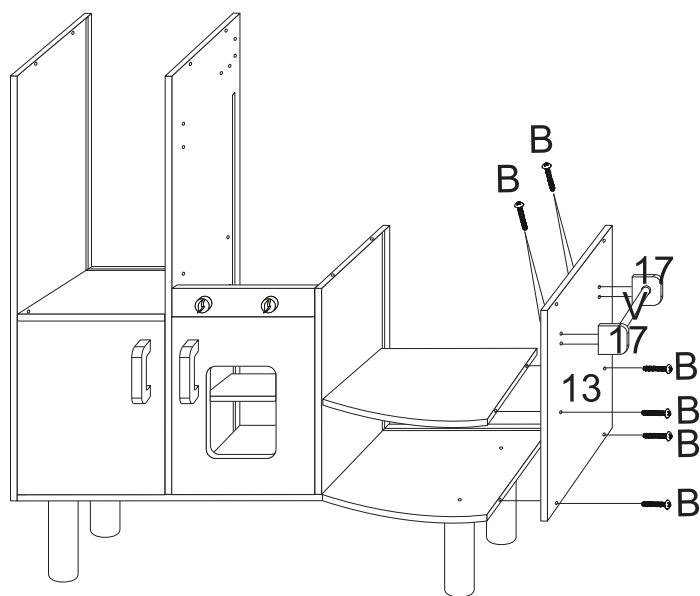
12

13

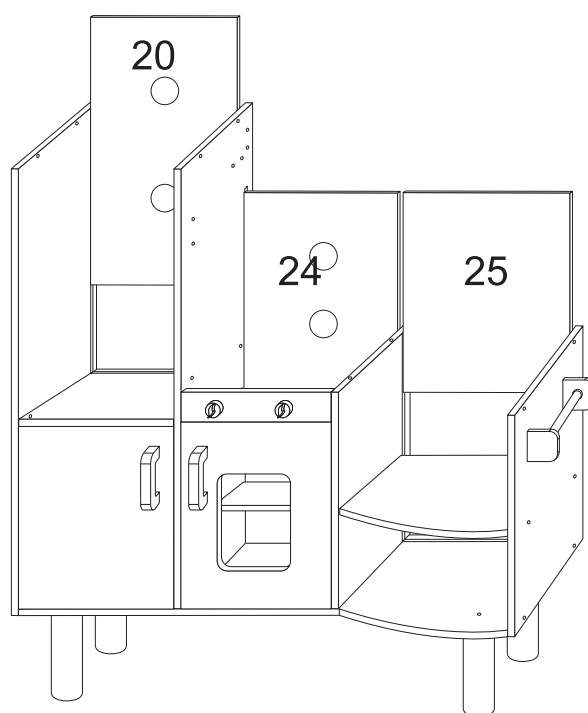


B*8
V*1

14

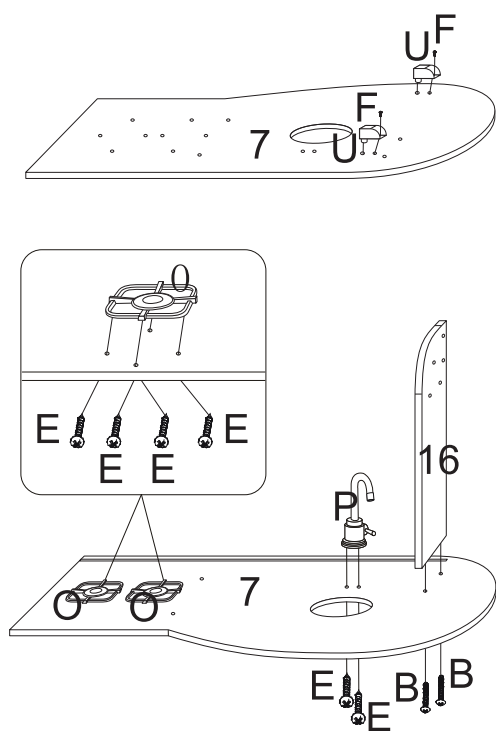


15



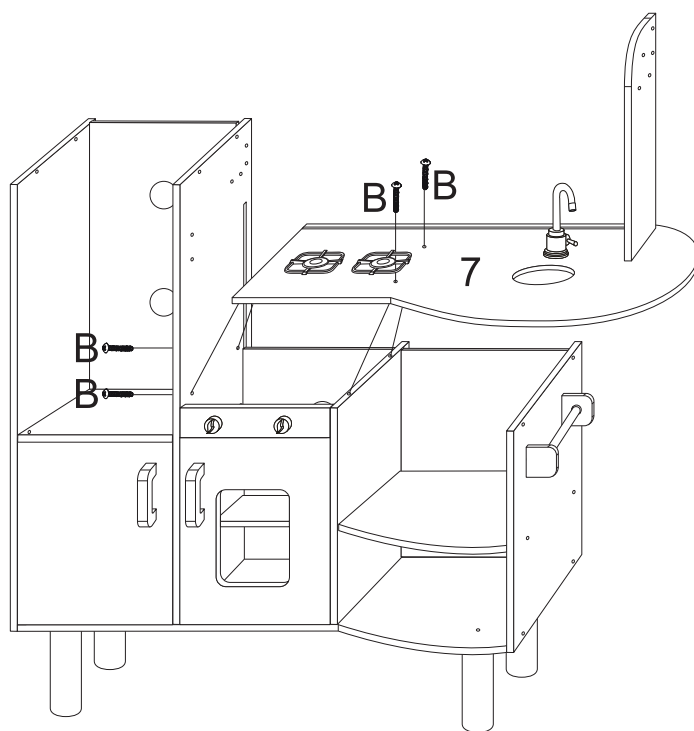
B*2
E*10
F*2
O*2
P*1
U*2

16



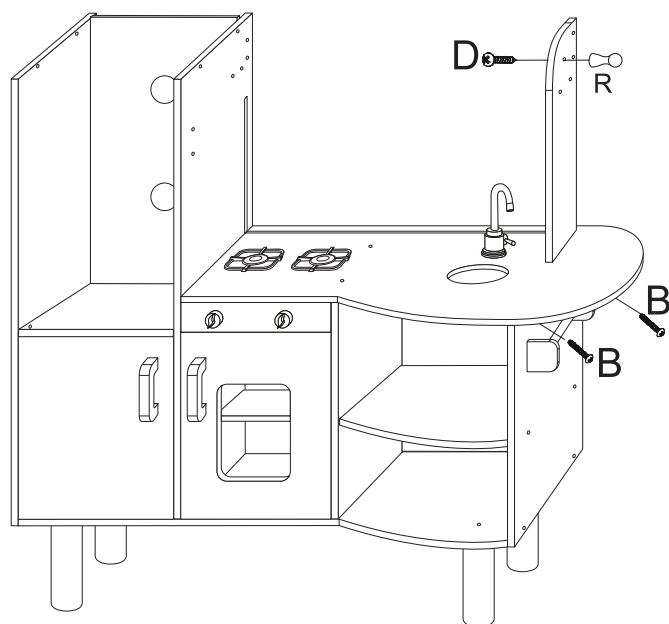
B*4

17

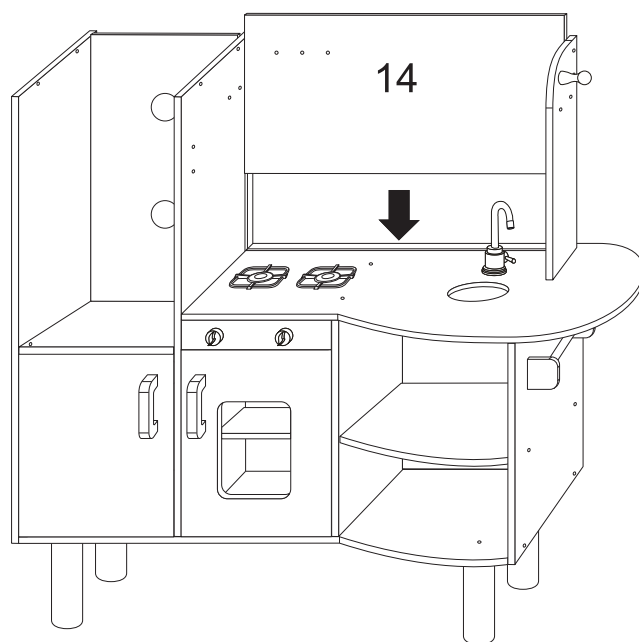


B*2
D*1
R*1

18

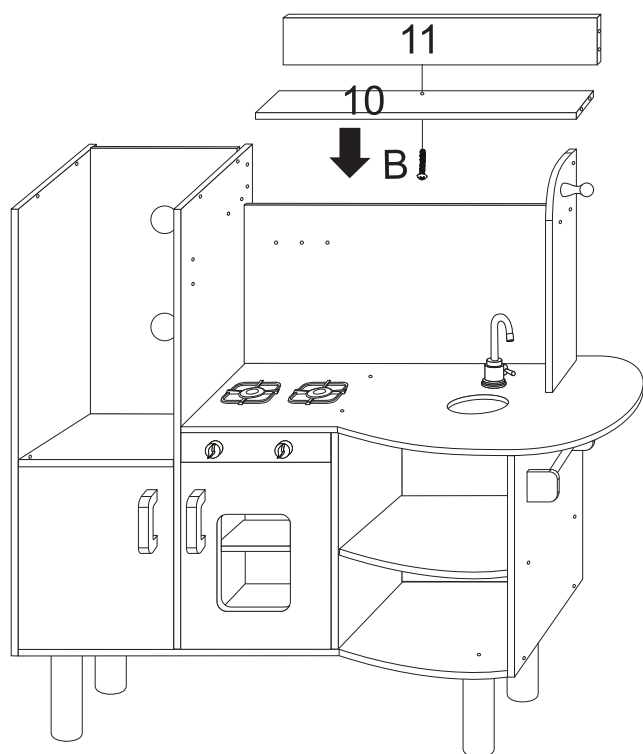


19



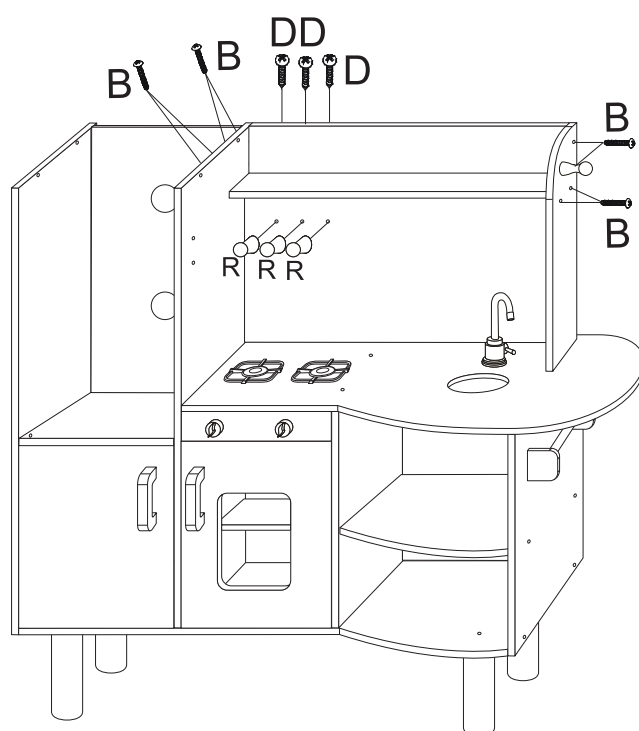
B*1

20



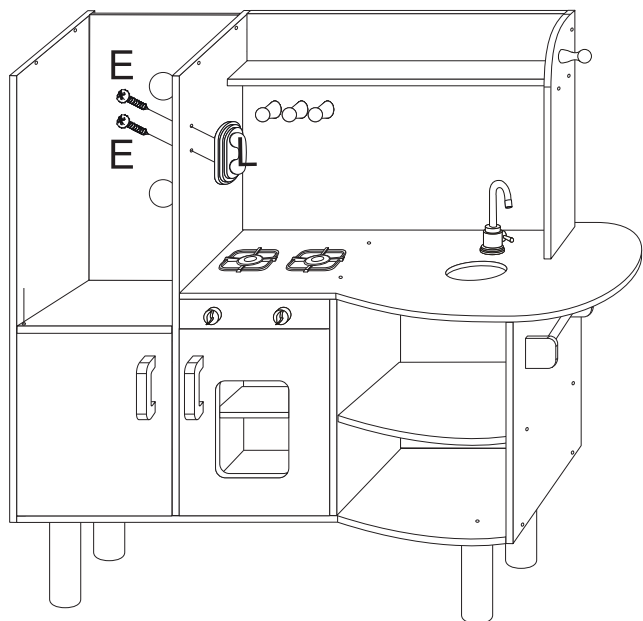
B*8
D*3
R*3

21



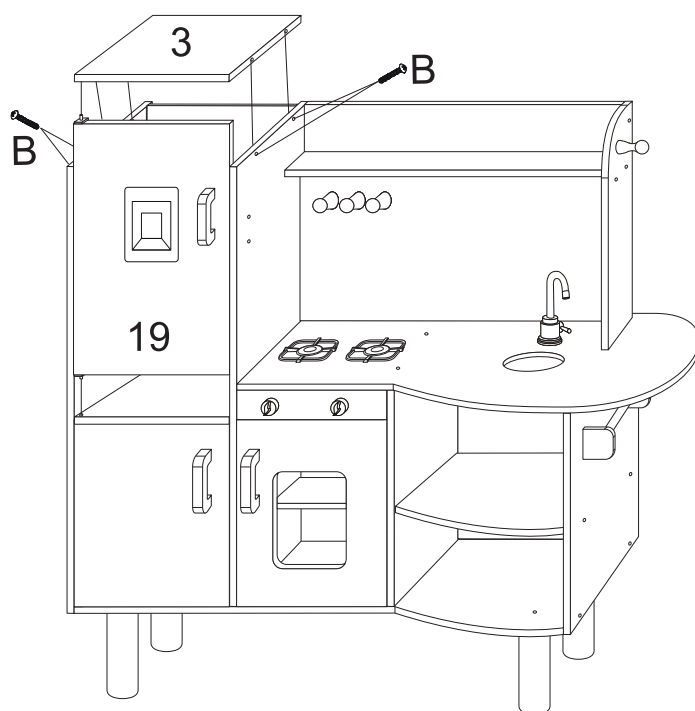
E*2

22



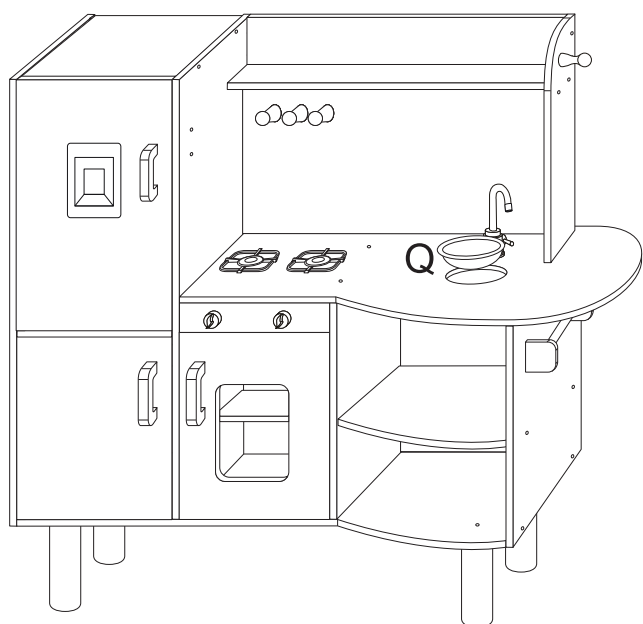
B*4

23

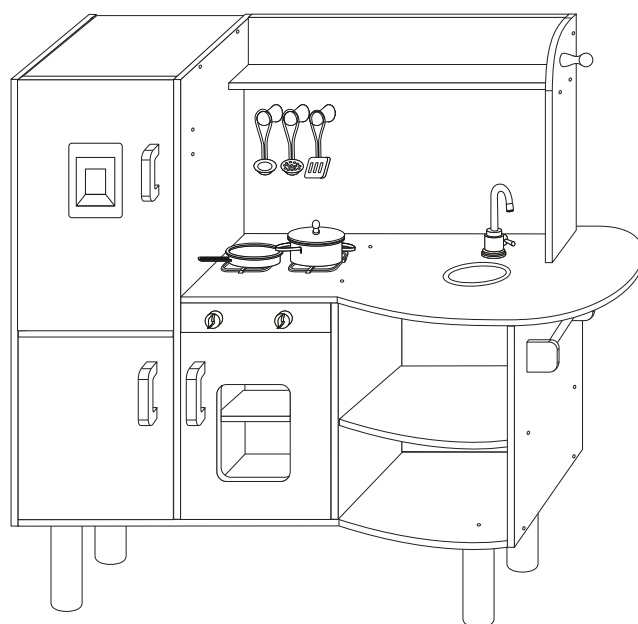


Q*1

24



25



UK

If you have any questions, please contact our customer care centre.

Our contact details are below:



0044-800-240-4004



enquiries@mhstar.co.uk

IMPORTER ADDRESS:

MH STAR UK LTD

Unit 27, Perivale Park,

Horsenden lane South

Perivale, UB6 7RH

MADE IN CHINA

ES

Si tiene alguna pregunta, comuníquese con nuestro Centro de Atención al Cliente.

Nuestros datos de contacto son los siguientes:



0034-931294512



atencioncliente@aosom.es

Importador/Fabricante/REP:

Spanish Aosom, S.L.

C/ Roc Gros, nº 15. 08550, Els Hostalets de Balenyà, Spain.

B66295775

atencioncliente@aosom.es

TEL: 931294512

HECHO EN CHINA

FR

Si vous avez la moindre question, veuillez contacter notre centre d'assistance à la clientèle.

Nos coordonnées sont les suivantes:



0033-1-84166106



aosom@mhfrance.fr

Importé par/Fabricant/REP:

MH France

2, rue Maurice Hartmann

92130 Issy-les-Moulineaux

France

Fabriqu   en Chine

PT

Se tiver alguma d  vida, por favor contacte o nosso Centro de Atendimento ao Cliente.

Os nossos dados de contacto s  o os seguintes:



0034-931294512



info@aosom.pt.

IMPORTADOR:

SPANISH AOSOM, S.L

C.ROC GROS N.15, 08550. ELS HOSTALETES DE BALENY  

TEL: 931294512 (SEG-SEX DAS 7:30H   S 16:30H)

INFO@AOSOM.PT

WWW.AOSOM.PT

DE

Wenn Sie Fragen haben, wenden Sie sich bitte an unser Kundendienstzentrum.

Unsere Kontaktdaten stehen unten:



0049-0(40)-87408465



service@aosom.de

Importeur/Hersteller/REP:

MH Handel GmbH

Wendenstra  e 309

D-20537 Hamburg

Germany

IN CHINA HERGESTELLT

IT

In caso di dubbio, si prega di contattare il nostro centro assistenza clienti.

I nostri dettagli di contatto sono di seguito:



0039-0249471447



clienti@aosom.it

IMPORTATO DA/Produttore/REP:

AOSOM Italy srl

Centro Direzionale Milanofiori

Strada 1 Palazzo F1

20057 Assago (MI)

P.I.: 08567220960

FATTO IN CINA

