

ELECTRIC FIREPLACE HEATERS



EN_This product is only suitable for well insulated spaces or occasional use.

EN_IMPORTANT, RETAIN FOR FUTURE REFERENCE: READ CAREFULLY.

IMPORTANT INSTRUCTIONS

- This appliance can be used by children aged from 8 years and above and persons with reduced physical, sensory or mental capabilities or lack of experience and knowledge if they have been given supervision or instruction concerning use of the appliance in a safe way and understand the hazards involved. Children shall not play with the appliance. Cleaning and user maintenance shall not be made by children without supervision.
- Children of less than 3 years should be kept away unless continuously supervised.
- Children aged from 3 years and less than 8 years shall only switch on/off the appliance provided that it has been placed or installed in its intended normal operating position and they have been given supervision or instruction concerning use of the appliance in a safe way and understand the hazards involved. Children aged from 3 years and less than 8 years shall not plug in, regulate and clean the appliance or perform user maintenance.
- **CAUTION** - Some parts of this product can become very hot and cause burns. Particular attention has to be given where children and vulnerable people are present.
- If the supply cord is damaged, it must be replaced by the manufacturer, its service agent or similarly qualified persons in order to avoid a hazard.
- **CAUTION:** In order to avoid a hazard due to inadvertent resetting of the thermal cutout, this appliance must not be supplied through an external switching device, such as a timer, or connected to a circuit that is regularly switched on and off by the utility.



- **WARNING:** In order to avoid overheating, do not cover the heater.
- The heater must not be located immediately below a socket-outlet.
- Do not use this heater in the immediate surroundings of a bath, a shower or a swimming pool.
- Do not use this heater if it has been dropped;
- Do not use if there are visible signs of damage to the heater;
- Use this heater on a horizontal and stable surface, or fix it to the wall, as applicable.
- **WARNING:** Do not use this heater in small rooms when they are occupied by persons not capable of leaving the room on their own, unless constant supervision is provided.
- **WARNING:** To reduce the risk of fire, keep textiles, curtains, or any other flammable material a minimum distance of 1 m from the air outlet.
- The product cannot be used outdoors.
- Any item covered or blocked the fireplace vent in any way is prohibited, or the fireplace will be dangerous caused by overheating.
- Furniture, curtains or flammable materials should ensure that 1 meter away from the fireplace.
- Cut off the power immediately if there is something wrong.
- Please turn off the power if it is not used in a long time.
- Please do not put the power cord on the front of the fireplace.

- Although the machine has reached safety standards, we do not recommend that it is used on multi-use carpet or carpet Long Hair.
- Dispose of the package carefully. Plastic packaging material may cause environmental pollution.
- The product must be connected to the ground.
- The fireplace must be used under the AC voltage rating.
- This product is fitted with a thermostatic room temperature control.

SPECIFICATION

Model	Voltage	Frequency	Power
YH-20-1	220-240V	50Hz	1800-2000W

Features of the product:

This is an educational flame electric fireplace. The theory of the product is to use a fan to flow the hot air heated by the heating elements in order to achieve the effect of indoor heating.

Scope of delivery

Immediately after unpacking please check that the delivery is complete and all product parts are in good condition.

- 1 Electric heater
- 1 User manual
- 4 Legs
- 12 Screws

LEG ASSEMBLY:

Four (4) legs

Twelve (12) screws

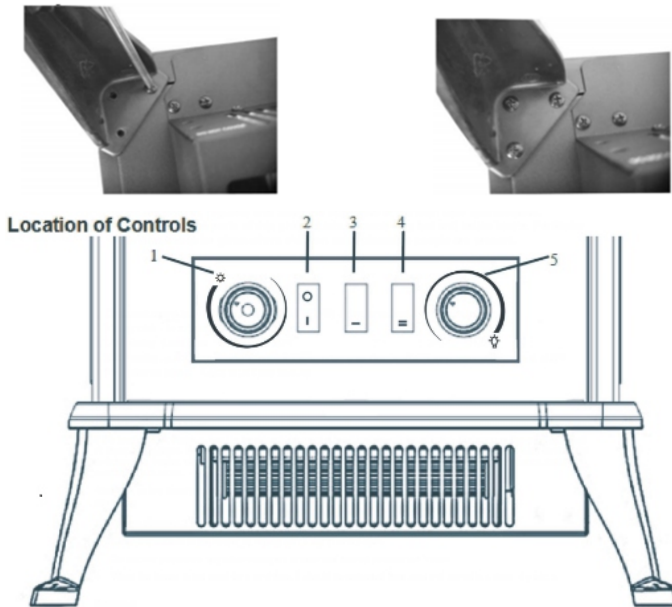
Tools required: Phillips Screwdriver(Not Included)







WARNING: Do not use this heater with missing, damaged, or broken legs.

Lay stove upside down on a padded surface to avoid scratches to the surface of your stove.

Line up holes in the leg with holes in the underside of the stove body. With the use of the screwdriver secure leg with the screws provided (3 screws per leg) as shown in the figure below.



1. Thermostat control knob (TEMPERATURE SETTING)- Adjust to maintain room temperature
2. Flame switch - Switches flame effect and power on/off
3. Heating setting: please press “  ” for 1000W.
4. Heating setting : please press “  ” and “  ” at the same time for 2000W (can not operate without first press )
5. Flame dimmer control - Adjust to set flame intensity.


Overheating safe device

The heater is equipped with a safe device that will switch off the heater in the event of overheating . If this happens, please immediately remove any obstructions and place the heater on a level surface. Wait until the temperature of the heating element returns to normal levels, the heater will then function normally .

Cleaning

1. Always disconnect the appliance from the main supply before cleaning.
2. Clean the outside of the heater by wiping with a damp or dry cloth.
3. Do not use petroleum, any other detergent or chemical solvent to clean the heater.
4. When the heater is not used for a long time, it should be protected from dust and stored in a clean dry place.

Disposal



Environmental Protection

Waste electrical production should not be disposed of with household waste. Please recycle where facilities exist. Check with your Local Authority or retailer for recycling advice.

Information requirements for electric local space heaters

Model identifier(s):820-164V70_820-164(YH-20-1)					
Item	Symbol	Value	Unit	Item	Unit
Heat output			Type of heat output/room temperature control (select one)		
Nominal heat output	P_{nom}	2.0	kW	Single stage heat output and no room temperature control	[no]
Minimum heat output (indicative)	P_{min}	1.0	kW	Two or more manual stages, no room temperature control	[no]
Maximum continuous heat output	$P_{max.c}$	2.0	kW	With mechanic thermostat room temperature control	[yes]
Power consumption			With electronic room temperature control		
In off mode	P_o	0.00	W	Electronic room temperature control plus day timer	[no]
In standby mode	P_{sm}	N/A	W	Electronic room temperature control plus week timer	[no]
In idle mode	P_{idle}	N/A	W	Other control options (multiple selections possible)	
In network standby	P_{nsm}	N/A	W	Room temperature control, with presence detection	[no]
				Room temperature control, with open window detection	[no]
Standby mode with display of information or status			[no]	Distance control option	[no]
Seasonal space heating energy efficiency in active mode	$\eta_{s,on}$	85.0	%	Adaptive start control	[no]
				Working time limitation	[no]
				Black bulb sensor	[no]
				Self-learning functionality	[no]
				Control accuracy	[no]
Contact details:	IMPORTER ADDRESS: MH STAR UK Ltd 1 Northampton Cross Logistics Park Northampton Cross Road Northampton NN4 9FH MADE IN CHINA				

UK

If you have any questions, please contact our customer care center.

Our contact details are below:



0044-800-240-4004



enquiries@mhstar.co.uk

IMPORTER ADDRESS:

MH STAR UK Ltd

1 Northampton Cross Logistics Park

Northampton Cross Road

Northampton

NN4 9FH

MADE IN CHINA

Aosom